

**A. Introduction**

1. **Title:** **Reliability Coordination — Transmission Loading Relief**
2. **Number:** IRO-006-0
3. **Purpose:** Regardless of the process it uses, the Reliability Coordinator must direct its Balancing Authorities and Transmission Operators to return the transmission system to within its Interconnection Reliability Operating Limits as soon as possible, but no longer than 30 minutes. The Reliability Coordinator needs to direct Balancing Authorities and Transmission Operators to execute actions such as reconfiguration, redispatch, or load shedding until relief requested by the TLR process is achieved.
4. **Applicability**
  - 4.1. Reliability Coordinators.
  - 4.2. Transmission Operators.
  - 4.3. Balancing Authorities.
5. **Proposed Effective Date:** April 1, 2005

**B. Requirements**

- R1. A Reliability Coordinator shall take appropriate actions in accordance with established policies, procedures, authority, and expectations to relieve transmission loading.
- R2. A Reliability Coordinator experiencing a potential or actual SOL or IROL violation within its Reliability Coordinator Area shall, at its discretion, select from either a “local” (Regional, Interregional, or subregional) transmission loading relief procedure or an Interconnection-wide procedure.
  - R2.1. The Interconnection-wide Transmission Loading Relief (TLR) procedure for use in the Eastern Interconnection is provided in Attachment 1-IRO-006-0.
  - R2.2. The equivalent Interconnection-wide transmission loading relief procedure for use in the Western Interconnection is the “WSCC Unscheduled Flow Mitigation Plan,” provided at:  
[http://www.wecc.biz/documents/publications/UFAS\\_mitigation\\_plan\\_rev\\_2001-clean\\_8-8-03.pdf](http://www.wecc.biz/documents/publications/UFAS_mitigation_plan_rev_2001-clean_8-8-03.pdf).
  - R2.3. The Interconnection-wide transmission loading relief procedure for use in ERCOT is provided as Section 7 of the ERCOT Protocols, posted at:  
<http://www.ercot.com/tac/retailisoadhoccommittee/protocols/keydocs/draftercotprotocols.htm>.
- R3. The Reliability Coordinator may use local transmission loading relief or congestion management procedures, provided the Transmission Operator experiencing the potential or actual SOL or IROL violation is a party to those procedures.
- R4. A Reliability Coordinator may implement a local transmission loading relief or congestion management procedure simultaneously with an Interconnection-wide procedure. However, the Reliability Coordinator shall follow the curtailments as directed by the Interconnection-wide procedure. A Reliability Coordinator desiring to use a local procedure as a substitute for curtailments as directed by the Interconnection-wide procedure shall have such use approved by the NERC Operating Committee.

- R5.** When implemented, all Reliability Coordinators shall comply with the provisions of the Interconnection-wide procedure including, for example, action by Reliability Coordinators in other Interconnections to curtail an Interchange Transaction that crosses an Interconnection boundary.
- R6.** During the implementation of relief procedures, and up to the point that emergency action is necessary, Reliability Coordinators and Balancing Authorities shall comply with interchange scheduling standards INT-001 through INT-004.

**C. Measures**

- M1.** If required, an investigation will be conducted to determine whether appropriate actions were taken in accordance with established policies, procedures, authority, and expectations to relieve transmission loading, including notifying appropriate Reliability Coordinators and operating entities to curtail Interchange Transactions.

**D. Compliance**

**1. Compliance Monitoring Process**

The Regional Reliability Organization or NERC may initiate an investigation if there is a complaint that an entity has not implemented relief procedures in accordance with these requirements.

**1.1. Compliance Monitoring Responsibility**

Not specified.

**1.2. Compliance Monitoring Period and Reset Timeframe**

Compliance Monitoring Period: One calendar year.

Reset Period: One month without a violation.

**1.3. Data Retention**

One calendar year.

**1.4. Additional Compliance Information**

Not specified.

**2. Levels of Non-Compliance**

**2.1. Level 1:** N/A.

**2.2. Level 2:** N/A.

**2.3. Level 3:** N/A.

**2.4. Level 4:** The Reliability Coordinator did not implement loading relief procedures in accordance with the standard.

**E. Regional Differences**

PJM/MISO Enhanced Congestion Management (Curtailment/Reload/Reallocation) Waiver approved March 25, 2004.

**Version History**

Version	Date	Action	Change Tracking
0	April 1, 2005	Effective Date	New



## Attachment 1-IRO-006-0

### Transmission Loading Relief Procedure — Eastern Interconnection

#### Purpose

This standard defines procedures for curtailment and reloading of Interchange Transactions to relieve overloads on transmission facilities modeled in the Interchange Distribution Calculator. This process is defined in the requirements below, and is depicted in Appendix A. Examples of curtailment calculations using these procedures are contained in Appendix B.

#### Applicability

This standard only applies to the Eastern Interconnection.

#### 1. Transmission Loading Relief (TLR) Procedure

- 1.1. **Initiation only by Reliability Coordinator.** A Reliability Coordinator shall be the only entity authorized to initiate the TLR Procedure and shall do so at 1) the Reliability Coordinator's own request, or 2) upon the request of a Transmission Operator.
- 1.2. **Mitigating transmission constraints.** A Reliability Coordinator may utilize the TLR Procedure to mitigate potential or actual System Operating Limit (SOL) violations or Interconnection Reliability Operating Limit (IROL) violations on any transmission facility modeled in the IDC.
  - 1.2.1. **Requesting relief on tie facilities.** Any Transmission Operator who operates the tie facility shall be allowed to request relief from its Reliability Coordinator.
    - 1.2.1.1. **Interchange Transaction priority on tie facilities.** The priority of the Interchange Transaction(s) to be curtailed shall be determined by the Transmission Service reserved on the Transmission Service Provider's system who requested the relief.
- 1.3. **Order of TLR Levels and taking emergency action.** The Reliability Coordinator shall not be required to follow the TLR Levels in their numerical order (Section 2, "TLR Levels"). Furthermore, if a Reliability Coordinator deems that a transmission loading condition could jeopardize Bulk Electric System reliability, the Reliability Coordinator shall have the authority to enter TLR Level 6 directly, and immediately direct the Balancing Authorities or Transmission Operators to take such actions as redispatching generation, or reconfiguring transmission, or reducing load to mitigate the critical condition until Interchange Transactions can be reduced utilizing the TLR Procedure or other methods to return the system to a secure state.
- 1.4. **Notification of TLR Procedure implementation.** The Reliability Coordinator initiating the use of the TLR Procedure shall notify other Reliability Coordinators and Balancing Authorities and Transmission Operators, and must post the initiation and progress of the TLR event on the appropriate NERC web page(s).
  - 1.4.1. **Notifying other Reliability Coordinators.** The Reliability Coordinator initiating the TLR Procedure shall inform all other Reliability Coordinators via the Reliability Coordinator Information System (RCIS) that the TLR Procedure has been implemented.



conformance with the principles of this Procedure to the initiating Reliability Coordinator. Causes of questionable IDC results may include:

- Missing Interchange Transactions that are known to contribute to the Constraint.
- Significant change in transmission system topology.
- TDF matrix error.

Impacts of questionable IDC results may include:

- Curtailment that would have no effect on, or aggravate the constraint.
- Curtailment that would initiate a constraint elsewhere.

If other Reliability Coordinators are involved in the TLR event, all impacted Reliability Coordinators shall be in agreement before any adjustments to the Curtailment list are made.

**1.6.4. Curtailment that would cause a constraint elsewhere.** A Reliability Coordinator shall be allowed to exempt an Interchange Transaction from Curtailment if that Reliability Coordinator is aware that the Interchange Transaction Curtailment directed by the IDC would cause a constraint to occur elsewhere. This exemption shall only be allowed after the Reliability Coordinator has consulted with the Reliability Coordinator who initiated the Curtailment.

**1.6.5. Redispatch options.** The Reliability Coordinator shall ensure that Interchange Transactions that are linked to redispatch options are protected from Curtailment in accordance with the redispatch provisions.

**1.6.6. Reallocation.** The Reliability Coordinator shall consider for Reallocation any Transactions of higher priority that meet the approved tag submission deadline during a TLR Level 3A. The Reliability Coordinator shall consider for Reallocation any Transaction using Firm Transmission Service that has met the approved tag submission deadline during a TLR Level 5A.

**1.7 IDC updates.** Any Interchange Transaction adjustments or curtailments that result from using this Procedure must be entered into the IDC.

**1.8 Logging.** The Reliability Coordinator shall complete the NERC Transmission Loading Relief Procedure Log whenever it invokes TLR Level 2 or above, and send a copy of the log via email to NERC within two business days of the TLR event for posting on the NERC website.

**1.9 TLR Event Review.** The Reliability Coordinator shall report the TLR event to the NERC Market Committee and Operating Reliability Subcommittee in accordance with TLR review processes established by NERC as required.

**1.9.1. Providing information.** Transmission Operators and Balancing Authorities within the Reliability Coordinator's Area, and all other Reliability Coordinators, including Transmission Operators and Balancing Authorities within their respective Reliability Areas, shall provide information, as requested by the initiating Reliability Coordinator, in accordance with TLR review processes established by NERC.

- 1.9.2. Market Committee reviews.** The Market Committee may conduct reviews of certain TLR events based on the size and number of Interchange Transactions that are affected, the frequency that the TLR Procedure is called for a particular Constrained Facility, or other factors.
- 1.9.3. Operating Reliability Subcommittee reviews.** The Operating Reliability Subcommittee shall conduct reviews to ensure proper implementation and for “lessons learned.”

## 2. Transmission Loading Relief (TLR) Levels

### Introduction

This section describes the various levels of the TLR Procedure. The description of each level begins with the circumstances that define the TLR Level, followed by the procedures to be followed.

The decision that a Reliability Coordinator makes in selecting a particular TLR Level often depends on the transmission loading condition and whether the Interchange Transaction is using Non-firm Point-to-Point Transmission Service or Firm Point-to-Point Transmission Service. There are further considerations that depend on whether the Constrained Facility is on or off the Contract Path. It is important to note that an Interchange Transaction using Firm Point-to-Point Transmission Service on all Contract Path links is considered a “firm” Interchange Transaction even if the Constrained Facility is off the Contract Path.

#### 2.1. TLR Level 1 — Notify Reliability Coordinators of potential SOL or IROL Violations

2.1.1. The Reliability Coordinator shall use the following circumstances to establish the need for TLR Level 1:

- The transmission system is secure.
- The Reliability Coordinator foresees a transmission or generation contingency or other operating problem within its Reliability Area that could cause one or more transmission facilities to approach or exceed their SOL or IROL.

2.1.2. **Notification procedures.** The Reliability Coordinator shall notify all Reliability Coordinators via the Reliability Coordinator Information System (RCIS) as soon as the condition is foreseen. All affected Reliability Coordinators shall check to ensure that Interchange Transactions are posted in the IDC.

#### 2.2. TLR Level 2 — Hold transfers at present level to prevent SOL or IROL Violations

2.2.1. The Reliability Coordinator shall use the following circumstances to establish the need for entering TLR Level 2:

- The transmission system is secure.
- One or more transmission facilities are expected to approach, or are approaching, or are at their SOL or IROL.

2.2.2. **Holding procedures.** The Reliability Coordinator shall be allowed to hold the implementation of any additional Interchange Transactions that are at or above the Curtailment Threshold. However, the Reliability Coordinator should allow additional Interchange Transactions that flow across the Constrained Facility if their flow reduces the loading on the Constrained Facility or has a Transfer Distribution Factor less than the Curtailment Threshold. All Interchange Transactions using Firm Point-to-Point Transmission Service shall be allowed to start.

2.2.3. TLR Level 2 is a transient state, which requires a quick decision to proceed to higher TLR Levels (3 and above) to allow Interchange Transactions to be implemented according to their transmission reservation priority. The time for

being in TLR Level 2 should be no more than 30 minutes, with the understanding that there may be circumstances where this time may be exceeded. If the time in TLR Level 2 exceeds 30 minutes, the Reliability Coordinator shall document this action on the TLR Log.

**2.3. TLR Level 3a — Reallocation of Transmission Service by curtailing Interchange Transactions using Non-firm Point-to-Point Transmission Service to allow Interchange Transactions using higher priority Transmission Service**

**2.3.1.** The Reliability Coordinator shall use the following circumstances to establish the need for entering TLR Level 3a:

- The transmission system is secure.
- One or more transmission facilities are expected to approach, or are approaching, or are at their SOL or IROL.
- Transactions using Non-firm Point-to-Point Transmission Service are flowing that are at or above the Curtailment Threshold on those facilities.
- The Transmission Provider has previously approved a higher priority Point-to-Point Transmission Service reservation over which a Transmission Customer wishes to begin an Interchange Transaction.

**2.3.2. Reallocation procedures to allow Interchange Transactions using higher priority Point-to-Point Transmission Service to start.** The Reliability Coordinator with the constraint shall give preference to those Interchange Transactions using Firm Point-to-Point Transmission Service, followed by those using higher priority Non-firm Point-to-Point Transmission Service as specified in Section 3. “Interchange Transaction Curtailment Order.” Interchange Transactions that have been held or curtailed as prescribed in this Section shall be reallocated (reloaded) according to their Transmission Service priorities when operating conditions permit as specified in Section 6. “Interchange Transaction Reallocation During TLR Level 3a and 5a.”

**2.3.2.1.** The Reliability Coordinator shall displace Interchange Transactions with lower priority Transmission Service using Interchange Transactions having higher priority Non-firm or Firm Transmission Service.

**2.3.2.2.** The Reliability Coordinator shall not curtail Interchange Transactions using Non-firm Transmission Service to allow the start or increase of another Interchange Transaction having the same priority Non-firm Transmission Service.

**2.3.2.3.** If there are insufficient Interchange Transactions using Non-firm Point-to-Point Transmission Service that can be curtailed to allow for Interchange Transactions using Firm Point-to-Point Transmission Service to begin, the Reliability Coordinator shall proceed to TLR Level 5a.

**2.3.2.4.** The Reliability Coordinator shall reload curtailed Interchange Transactions prior to allowing the start of new or increased Interchange Transactions.

**2.3.2.4.1.** Interchange Transactions whose tags were submitted prior to the TLR Level 2 or Level 3a being called, but were subsequently held from starting, are considered to have been

curtailed and thus would be reloaded the same time as the curtailed Interchange Transactions.

2.3.2.5. The Reliability Coordinator shall fill available transmission capability by reloading or starting eligible Transactions on a pro-rata basis.

2.3.2.6. The Reliability Coordinator shall consider transactions whose tags meet the approved tag submission deadline for Reallocation for the upcoming hour. Tags submitted after this deadline shall be considered for Reallocation the following hour.

2.4. **TLR Level 3b — Curtail Interchange Transactions using Non-Firm Transmission Service Arrangements to mitigate a SOL or IROL Violation**

2.4.1. The Reliability Coordinator shall use the following circumstances to establish the need for entering TLR Level 3b:

- One or more transmission facilities are operating above their SOL or IROL, or
- Such operation is imminent and it is expected that facilities will exceed their reliability limit unless corrective action is taken, or
- One or more Transmission Facilities will exceed their SOL or IROL upon the removal from service of a generating unit or another transmission facility.
- Transactions using Non-firm Point-to-Point Transmission Service are flowing that are at or above the Curtailment Threshold on those facilities.

2.4.2. **Holding new Interchange Transactions.** The Reliability Coordinator shall hold all new Interchange Transactions using Non-firm Point-to-Point Transmission Service that are at or above the Curtailment Threshold during the period of the SOL or IROL Violation. The Reliability Coordinator shall allow Interchange Transactions using Firm Point-to-Point Transmission Service to start if they are submitted to the IDC within specific time limits as explained in Section 7. “Interchange Transaction Curtailments during TLR Level 3b.”

2.4.3. **Curtailment procedures to mitigate an SOL or IROL.** The Reliability Coordinator shall curtail Interchange Transactions using Non-firm Point-to-Point Transmission Service that are at or above the Curtailment Threshold as specified in Section 3, “Interchange Transaction Curtailment Order.”

2.5. **TLR Level 4 — Reconfigure Transmission**

2.5.1. The Reliability Coordinator shall use the following circumstances to establish the need for entering TLR Level 4:

- One or more Transmission Facilities are above their SOL or IROL, or
- Such operation is imminent and it is expected that facilities will exceed their reliability limit unless corrective action is taken.

2.5.2. **Holding new Interchange Transactions.** The Reliability Coordinator shall hold all new Interchange Transactions using Non-firm Point-to-Point Transmission Service that are at or above the Curtailment Threshold during the period of the SOL or IROL Violation. The Reliability Coordinator shall allow Interchange Transactions using Firm Point-to-Point Transmission Service to start if they are submitted to the IDC by 25 minutes past the hour or the time at which the TLR

Level 4 is called, whichever is later. See Appendix E, Section E2 – Timing Requirements.

**2.5.3. Reconfiguration procedures.** Following the curtailment of all Interchange Transactions using Non-firm Point-to-Point Transmission Service that are at or above the Curtailment Threshold in Level 3b that impact the Constrained Facilities, if a SOL or IROL violation is imminent or occurring, the Reliability Coordinator(s) shall request that the affected Transmission Operators reconfigure transmission on their system, or arrange for reconfiguration on other transmission systems, to mitigate the constraint. Specific details are explained in Section 4, “Principles for Mitigating Constraints On and Off the Contract Path”.

**2.6. TLR Level 5a — Reallocation of Transmission Service by curtailing Interchange Transactions using Firm Point-to-Point Transmission Service on a pro rata basis to allow additional Interchange Transactions using Firm Point-to-Point Transmission Service**

**2.6.1.** The Reliability Coordinator shall use the following circumstances to establish the need for entering TLR Level 5a:

- The transmission system is secure.
- One or more transmission facilities are at their SOL or IROL.
- All Interchange Transactions using Non-firm Point-to-Point Transmission Service that are at or above the Curtailment Threshold have been curtailed.
- The Transmission Provider has been requested to begin an Interchange Transaction using previously arranged Firm Transmission Service that would result in a SOL or IROL violation.
- No further transmission reconfiguration is possible or effective.

**2.6.2. Reallocation procedures to allow new Interchange Transactions using Firm Point-to-Point Transmission Service to start.** The Reliability Coordinator shall use the following three-step process for Reallocation of Interchange Transactions using Firm Point-to-Point Transmission Service:

**2.6.2.1. Step 1 — Identify available redispatch options.** The Reliability Coordinator shall assist the Transmission Operator(s) in identifying those known redispatch options that are available to the Transmission Customer that will mitigate the loading on the Constrained Facilities. If such redispatch options are deemed insufficient to mitigate loading on the Constrained Facilities, the Reliability Coordinator shall proceed to implement these options while proceeding to Steps 2 and 3 below.

**2.6.2.2. Step 2 —** The Reliability Coordinator shall calculate the percent of the overload on the Constrained Facility caused by both Firm Point-to-Point Transmission Service (at or above the Curtailment Threshold) and the Transmission Provider’s Network Integration Transmission Service and Native Load, as required by the Transmission Provider’s filed tariff. This is described in Section 5, “Parallel Flow Calculation Procedure for Reallocating or Curtailing Firm Transmission Service.”

**2.6.2.3. Step 3 — Curtail Interchange Transactions using Firm Transmission Service.** The Reliability Coordinator shall curtail or reallocate on a pro-

rata basis (based on the MW level of the MW total to all such Interchange Transactions), those Interchange Transactions as calculated in Section 7.2.2 over the Constrained Facilities. (See also Section 6, “Interchange Transaction Reallocation during TLR 3a and 5a.”) The Reliability Coordinator shall assist the Transmission Provider in curtailing Transmission Service to Network Integration Transmission Service customers and Native Load if such curtailments are required by the Transmission Provider’s tariff. Available redispatch options will continue to be implemented.

**2.7. TLR Level 5b — Curtail Interchange Transactions using Firm Point-to-Point Transmission Service to mitigate an SOL or IROL violation**

**2.7.1.** The Reliability Coordinator shall use following circumstances to establish the need for entering TLR Level 5b:

- One or more Transmission Facilities are operating above their SOL or IROL, or
- Such operation is imminent, or
- One or more Transmission Facilities will exceed their SOL or IROL upon the removal from service of a generating unit or another transmission facility.
- All Interchange Transactions using Non-firm Point-to-Point Transmission Service that are at or above the Curtailment Threshold have been curtailed.
- No further transmission reconfiguration is possible or effective.

**2.7.2.** The Reliability Coordinator shall use the following three-step process for curtailment of Interchange Transactions using Firm Point-to-Point Transmission Service:

**2.7.2.1. Step 1 — Identify available redispatch options.** The Reliability Coordinator shall assist the Transmission Operator(s) in identifying those known redispatch options that are available to the Transmission Customer that will mitigate the loading on the Constrained Facilities. If such redispatch options are deemed insufficient to mitigate loading on the Constrained Facilities, the Reliability Coordinator shall proceed to implement these options while proceeding to Steps 2 and 3 below.

**2.7.2.2. Step 2 —** The Reliability Coordinator shall calculate the percent of the overload on the Constrained Facility caused by both Firm Point-to-Point Transmission Service (at or above the Curtailment Threshold) and the Transmission Provider’s Network Integration Transmission Service and Native Load, as required by the Transmission Provider’s filed tariff. This is described in Section 5, “Parallel Flow Calculation Procedure for Reallocating or Curtailing Firm Transmission Service.”

**2.7.2.3. Step 3 — Curtailment of Interchange Transactions using Firm Transmission Service.** At this point, the Reliability Coordinator shall begin the process of curtailing Interchange Transactions as calculated in Section 2.7.2.2 over the Constrained Facilities using Firm Point-to-Point Transmission Service until the SOL or IROL violation has been mitigated. The Reliability Coordinator shall assist the Transmission Provider in curtailing Transmission Service to Network Integration Transmission Service customers and Native Load if such curtailments

are required by the Transmission Providers' tariff. Available redispatch options will continue to be implemented.


**2.8. TLR Level 6 — Emergency Procedures**

**2.8.1.** The Reliability Coordinator shall use following circumstances to establish the need for entering TLR Level 6:

- One or more Transmission Facilities are above their SOL or IROL.
- One or more Transmission Facilities will exceed their SOL or IROL upon the removal from service of a generating unit or another transmission facility.

**2.8.2. Implementing emergency procedures.** If the Reliability Coordinator deems that transmission loading is critical to Bulk Electric System reliability, the Reliability Coordinator shall immediately direct the Balancing Authorities and Transmission Operators in its Reliability Area to redispatch generation, or reconfigure transmission, or reduce load to mitigate the critical condition until Interchange Transactions can be reduced utilizing the TLR Procedures or other procedures to return the system to a secure state. All Balancing Authorities and Transmission Operators shall comply with all requests from their Reliability Coordinator.

**2.9. TLR Level 0 — TLR concluded**

**2.9.1. Interchange Transaction restoration and notification procedures.** The Reliability Coordinator initiating the TLR Procedure shall notify all Reliability Coordinators within the Interconnection via the RCIS when the SOL or IROL violations are mitigated and the system is in a reliable state, allowing Interchange Transactions to be reestablished at its discretion. The  with the highest transmission priorities shall be reestablished first if possible.

**3. Interchange Transaction Curtailment Order for use in TLR Procedures**

**3.1. Priority of Interchange Transactions**

**3.1.1.** Interchange Transaction curtailment priority shall be determined by the Transmission Service reserved over the constrained facility(ies) as follows:

**Transmission Service Priorities**

- Priority 0. Next-hour Market Service — NX\*
- Priority 1. Service over secondary receipt and delivery points — NS
- Priority 2. Non-Firm Point-to-Point Hourly Service — NH
- Priority 3. Non-Firm Point-to-Point Daily Service — ND
- Priority 4. Non-Firm Point-to-Point Weekly Service — NW
- Priority 5. Non-Firm Point-to-Point Monthly Service — NM
- Priority 6. Network Integration Transmission Service from sources not designated as network resources — NN
- Priority 7. Firm Point-to-Point Transmission Service — F and Network Integration Transmission Service from Designated Resources — FN

**3.1.2.** The curtailment priority for Interchange Transactions that do not have a Transmission Service reservation over the constrained facility(ies) shall be defined by the lowest priority of the individual reserved transmission segments.

**3.2. Curtailment of Interchange Transactions Using Non-firm Transmission Service**

**3.2.1.** The Reliability Coordinator shall direct the curtailment of Interchange Transactions using Non-firm Transmission Service that are at or above the Curtailment Threshold for the following TLR Levels:

**3.2.1.1. TLR Level 3a.** Enable Interchange Transactions using a higher Transmission reservation priority to be implemented, or

**3.2.1.2. TLR Level 3b.** Mitigate an SOL or IROL violation.

**3.3. Curtailment of Interchange Transactions Using Firm Transmission Service**

**3.3.1.** The Reliability Coordinator shall direct the curtailment of Interchange Transactions using Firm Transmission Service that are at or above the Curtailment Threshold for the following TLR Levels:

**3.3.1.1. TLR Level 5a.** Enable additional Interchange Transactions using Firm Point-to-Point Transmission Service to be implemented after all Interchange Transactions using Non-firm Point-to-Point Service have been curtailed, or

**3.3.1.2. TLR Level 5b.** Mitigate a SOL or IROL violation that remains after all Interchange Transactions using Non-firm Transmission Service has been curtailed under TLR Level 3b, and following attempts to reconfigure transmission under TLR Level 4.

#### **4. Mitigating Constraints On and Off the Contract Path during TLR**

##### **Introduction**

Reserving Transmission Service for an Interchange Transaction along a Contract Path may not reflect the actual distribution of the power flows over the transmission network from generation source to load sink. Interchange Transactions arranged over a Contract Path may, therefore, overload transmission elements on other electrically parallel paths.

The curtailment priority of an Interchange Transaction depends on whether the Constrained Facility is on or off the Contract Path as detailed below.

##### **4.1. Constraints ON the Contract Path**

- 4.1.1.** The Reliability Coordinator initiating TLR shall consider the entire Interchange Transaction non-firm if the transmission link (i.e., a segment on the Contract Path) on the Constrained Facility is Non-firm Point-to-Point Transmission Service, even if other links in the Contract Path are firm. When the Constrained Facility is on the Contract Path, the Interchange Transaction takes on the Transmission Service Priority of the Transmission Service link with the Constrained Facility regardless of the Transmission Service Priority on the other links along the Contract Path.

**Discussion.** The Transmission Operator simply has to call its Reliability Coordinator, request the TLR Procedure be initiated, and allow the curtailments of all Interchange Transactions that are at or above the Curtailment Threshold to progress until the relief is realized. Firm Point-to-Point Transmission Service links elsewhere in the Contract Path do not obligate Transmission Providers providing Non-firm Point-to-Point Transmission Service to treat the transaction as firm. For curtailment purposes, the Interchange Transaction's priority will be the priority of the Transmission Service link with the Constrained Facility. (See Requirement 4.1.2 below.)

- 4.1.2.** The Reliability Coordinator initiating TLR shall consider the entire Interchange Transaction firm if the transmission link on the Constrained Facility is Firm Point-to-Point Transmission Service, even if other links in the Contract Path are non-firm.

**Discussion.** The curtailment priority of an Interchange Transaction on a Contract Path link is not affected by the Transmission Service Priorities arranged with other links on the Contract Path. If the Constrained Facility is on a Firm Point-to-Point Transmission Service Contract Path link, then the curtailment priority of the Interchange Transaction is considered firm regardless of the Transmission Service arrangements elsewhere on the Contract Path. If the Transmission Provider provides its services under the FERC pro forma tariff, it may also be obligated to offer its Transmission Customer alternate receipt and delivery points, thus allowing the customer to curtail its Transmission Service over the Constrained Facilities.

##### **4.2. Constraints OFF the Contract Path**

- 4.2.1.** The Reliability Coordinator initiating TLR shall consider the entire Interchange Transaction non-firm if none of the transmission links on the Contract Path are on the Constrained Facility and if any of the transmission links on the Contract Path are Non-firm Point-to-Point Transmission Service; the Interchange

Transaction shall take on the lowest Transmission Service Priority of all Transmission Service links along the Contract Path.

**Discussion.** An Interchange Transaction arranged over a Contract Path where one or more individual links consist of Non-firm Point-to-Point Transmission Service is considered to be a non-firm Interchange Transaction for Constrained Facilities off the Contract Path. Sufficient Interchange Transactions that are at or above the Curtailment Threshold will be curtailed before any Interchange Transactions using Firm Point-to-Point Transmission Service are curtailed. The priority level for curtailment purposes will be the lowest level of Transmission Service arranged for on the Contract Path.

- 4.2.2.** The Reliability Coordinator initiating TLR shall consider the entire Interchange Transaction firm if all of the transmission links on the Contract Path are Firm Point-to-Point Transmission Service, even if none of the transmission links are on the Constrained Facility and shall not be curtailed to relieve a Constraint off the Contract Path until all non-firm Interchange Transactions that are at or above the Curtailment Threshold have been curtailed.

**Discussion.** If the entire Contract Path is Firm Point-to-Point Transmission Service, then the TLR procedure will treat the Interchange Transaction as firm, even for Constraints off the Contract Path, and will not curtail that Interchange Transaction until all non-firm Interchange Transactions that are at or above the Curtailment Threshold have been curtailed. However, Transmission Providers off the Contract Path are not obligated to reconfigure their transmission system or provide other congestion management procedures unless special arrangements are in place. Because the Interchange Transaction is considered firm everywhere, the Reliability Coordinator may attempt to arrange for Transmission Operators to reconfigure transmission or provide other congestion management options or Balancing Authorities to redispatch, even if they are off the Contract Path, to try to avoid curtailing the Interchange Transaction that is using the Firm Point-to-Point Transmission Service.

## 5. Parallel Flow Calculation Procedure for Reallocating or Curtailing Firm Transmission Service during TLR

### Introduction

The provision of Point-to-Point Transmission Service, Network Integration Transmission Service and service to Native Load results in parallel flows on the transmission network of other Transmission Operators. When a transmission facility becomes constrained curtailment of Interchange Transactions is required to allow Interchange Transactions of higher priority to be scheduled (Reallocation) or to provide transmission loading relief (Curtailment). **An Interchange Transaction is considered for Reallocation or Curtailment if its Transfer Distribution Factor (TDF) exceeds the TLR Curtailment Threshold.**

In compliance with the Transmission Service Provider tariffs, Interchange Transactions using Non-firm Point-to-Point Transmission Service are curtailed first (TLR Level 3a and 3b), followed by transmission reconfiguration (TLR Level 4), and then the curtailment of Interchange Transactions using Firm Point-to-Point Transmission Service, Network Integration Transmission Service and service to Native Load (TLR Level 5a and 5b). Curtailment of Firm Point-to-Point Transmission Service shall be accompanied by the comparable curtailment of Network Integration Transmission Service and service to Native Load to the degree that these three Transmission Services contribute to the Constraint.

### 5.1. Requirements

A methodology, called the Per Generator Method without Counter Flow, or simply the **Per Generator Method**, has been programmed into the IDC to calculate the portion of parallel flows on any Constrained Facility due to service to Native Load of each Balancing Authority. The following requirements are necessary to assure comparable Reallocation or Curtailment of firm Transmission Service:

- 5.1.1. The Reliability Coordinator initiating a curtailment shall identify for curtailment all firm Transmission Services (i.e. Point-to-Point, Network Integration and service to Native Load) that contribute to the flow on any Constrained Facility by an amount greater than or equal to the Curtailment Threshold on a pro rata basis.
- 5.1.2. For Firm Point-to-Point Transmission Services, the Transfer Distribution Factors must be greater than or equal to the Curtailment Threshold.
- 5.1.3. For Network Integration Transmission Service and service to Native Load, the Generator-To-Load Distribution Factors must be greater than or equal to the Curtailment Threshold.
- 5.1.4. **The Per Generator Method shall assign the amount of Constrained Facility relief that must be achieved by each Balancing Authority's Network Integration Transmission Service or service to Native Load. It shall not specify how the reduction will be achieved.**
- 5.1.5. All Balancing Authorities in the Eastern Interconnection shall be obligated to achieve the amount of Constrained Facility relief assigned to them by the Per Generator Method.
- 5.1.6. The implementation of the Per Generator Method shall be based on transmission and generation information that is readily available.




**5.2. Calculation Method**

The calculation of the flow on a Constrained Facility due to Network Integration Transmission Service or service to Native Load shall be based on the Generation Shift Factors (GSFs) of a Balancing Authority's assigned generation and the Load Shift Factors (LSFs) of its native load, relative to the system swing bus. The GSFs shall be calculated from a single bus location in the IDC. The IDC shall report all generators assigned to native load for which the GLDF is greater than or equal to the Curtailment Threshold.

## 6. Interchange Transaction Reallocation During TLR Levels 3a and 5a

### Introduction




This section provides the details for implementing TLR Levels 3a and 5a, both of which provide a means for Reallocation of Transmission Service.

**TLR Level 3a** accomplishes Reallocation by curtailing Interchange Transactions using Non-firm Point-to-Point Transmission Service to allow Interchange Transactions using higher priority Non-firm or Firm Point-to-Point Transmission Service to start. (See **Requirement 2.3, “TLR Level 3a.”**) When a TLR Level 3a is in effect, Reliability Coordinators shall reallocate Interchange Transactions according to the Transactions’ Transmission Service Priorities. Reallocation also includes the orderly reloading of Transactions by priority when conditions permit curtailed Transactions to be reinstated. 

**TLR Level 5a** accomplishes Reallocation by curtailing Interchange Transactions using Firm Point-to-Point Transmission Service on a pro-rata basis to allow new Interchange Transactions using Firm Point-to-Point Transmission Service to begin, also on a pro-rata basis. (See **Requirement 2.6, “TLR Level 5a.”**)

### 6.1. Requirements

The basic requirements for Transaction Reallocation are as follows:

- 6.1.1. When identifying transactions for Reallocation the Reliability Coordinator shall normally only involve Curtailments of Interchange Transactions using Non-firm Point-to-Point Transmission Service during TLR 3a. However, Reallocation may be used during TLR 5a to allow the implementation of additional Interchange Transactions using Firm Transmission Service on a pro-rata basis. 
- 6.1.2. When identifying transactions for Reallocation, the Reliability Coordinator shall only consider those Interchange Transactions at or above the Curtailment Threshold for which a TLR 2 or higher is called. 
- 6.1.3. When identifying transactions for Reallocation, the Reliability Coordinator shall displace Interchange Transactions utilizing lower priority Transmission Service with Interchange Transactions utilizing higher Transmission Service Priority. 
- 6.1.4. When identifying transactions for Reallocation, the Reliability Coordinator shall not curtail Interchange Transactions using Non-firm Transmission Service to allow the start or increase of another transaction having the same Non-Firm Transmission Service Priority (marginal “bucket”).
- 6.1.5. When identifying transactions for Reallocation, the Reliability Coordinator shall reload curtailed Interchange Transactions prior to starting new or increasing existing Interchange Transactions.
- 6.1.6. Interchange Transactions whose tags were submitted prior to the TLR 2 or 3a being called, but were subsequently held from starting because they failed to meet the approved tag submission deadline for Reallocation (see Section 6.2, “Communications and Timing Requirements”), shall be considered to have been curtailed and thus would be eligible for reload at the same time as the curtailed Interchange Transaction.

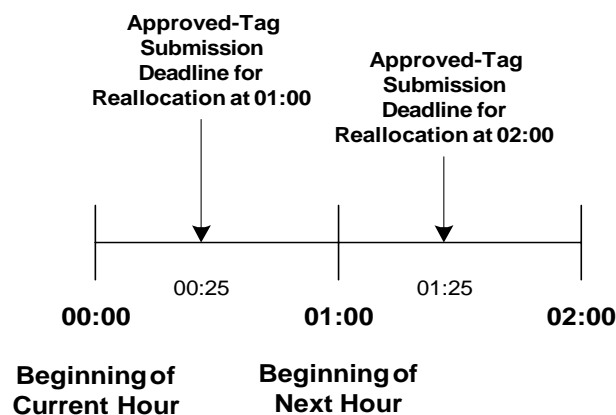
- 6.1.7. The Reliability Coordinator shall reload or start all eligible Transactions on a pro-rata basis.
- 6.1.8. Interchange Transactions whose tags meet the approved tag submission deadline for Reallocation (see Section 6.2, “Communications and Timing Requirements”) shall be considered for Reallocation for the upcoming hour. (However, Interchange Transactions using Firm Point-to-Point Transmission Service shall be allowed to start as scheduled.) Interchange Transactions whose tags are submitted to the IDC after the approved tag submission deadline for Reallocation shall be considered for Reallocation the following hour. This applies to Interchange Transactions using either Non-firm Point-to-Point Transmission Service or Firm Point-to-Point Transmission Service. If an Interchange Transaction using Firm Interchange Transaction is submitted after the approved tag submission deadline and after the TLR is declared, that Transaction shall be held and then allowed to start in the upcoming hour.

It should be noted that calling a TLR 3a does not necessarily mean that Interchange Transactions using Non-firm Transmission Service will always be curtailed the next hour. However, TLR Levels 3a and 5a trigger the approved tag submission deadline for Reallocation requirements and allow for a coordinated assessment of all Interchange Transactions tagged to start the upcoming hour.

**6.2. Communication and Timing Requirements**

The following timeline shall be utilized to support Reallocation decisions during TLR Levels 3a or 5a. See Figures 2 and 3 for a depiction of the Reallocation Time Line.

- 6.2.1. **Time Convention.** In this document, the beginning of the current hour shall be referenced as 00:00. The beginning of the next hour shall be referenced as 01:00. The end of the next hour shall be referenced as 02:00. See Figure 1.



**Figure 1 - Timeline showing Approved-tag Submission Deadline for Reallocation**

- 6.2.2. **Approved tag submission deadline for Reallocation** Reliability Coordinators shall consider all approved Tags for Interchange Transactions at or above the Curtailment Threshold that have been submitted to the IDC by 00:25 for Reallocation at 01:00. See Figure 1. However, Interchange Transactions using Firm Point-to-Point Transmission Service will be allowed to start as scheduled.
  - 6.2.2.1. Reliability Coordinators shall consider all approved tags submitted to the IDC beyond these deadlines for Reallocation at 02:00 (for both Firm and Non-firm Point-to-Point Transmission Service). However, these Interchange Transactions will not be allowed to start or increase at 01:00.
  - 6.2.2.2. The approved tag submission deadline for Reallocation shall cease to be in effect as soon as the TLR level is reduced to 1 or 0.

**6.2.3. Off-hour Transactions.** Interchange Transactions with a start time other than  $xx:00$  shall be considered for Reallocation at  $xx+1:00$ . For example, an Interchange Transaction with a start time of 01:05 and whose Tag was submitted at 00:15 will be considered for Reallocation at 02:00.

**6.2.4. Tag Evaluation Period.** Balancing Authorities and Transmission Providers shall evaluate all tags submitted for Reallocation and shall communicate approval or rejection by 00:25.

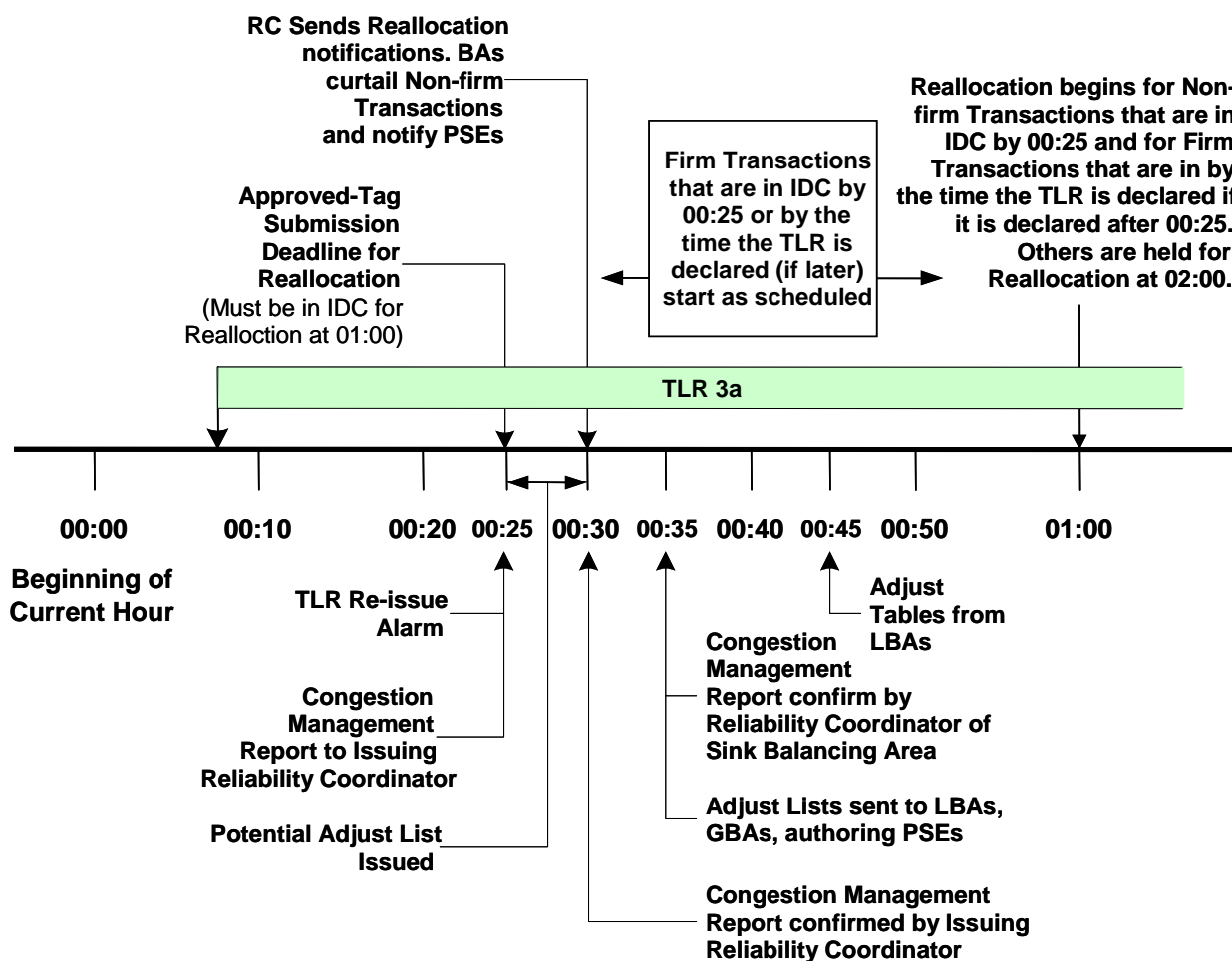


Figure 2 — Reallocation Timing for TLR 3a Called at 00:08

**6.2.5. Collective Scheduling Assessment Period.** At 00:25, the initiating Reliability Coordinator (the one who called and still has a TLR 3a or 5a in effect) shall run the IDC to obtain a three-part list of Interchange Transactions including their transaction status:

**6.2.5.1.** Interchange Transactions that may start, increase, or reload shall have a status of PROCEED, and

**6.2.5.2.** Interchange Transactions that must be curtailed or Interchange Transactions whose tags were submitted prior to the TLR 2 or higher

being declared but were not permitted to start or increase shall have a status of CURTAILED, and

**6.2.5.3.** Interchange Transactions that are entered into the IDC after 00:25 shall have a status of HOLD and be considered for Reallocation at 02:00. Also, Interchange Transactions using Non-firm Point-to-Point Transmission Service submitted after TLR 2 or higher was declared (“post-tagged”) but have not been allowed to start shall retain the HOLD status until given permission to PROCEED or E-Tag expires. (Note: TLR Level 2 does not hold Interchange Transactions using Firm Point-to-Point Transmission Service).

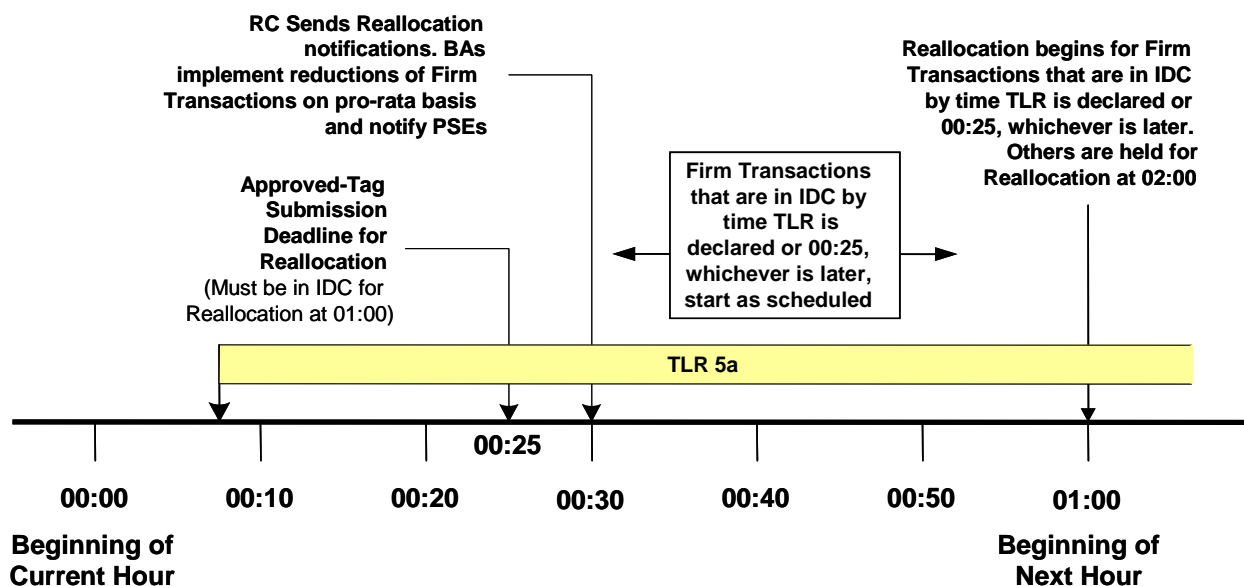


Figure 3 — Reallocation timing for TLR 5a called at 00:08.

**6.2.5.4.** The initiating Reliability Coordinator shall communicate the list of Interchange Transactions to the appropriate sink Reliability Coordinators via the IDC, who shall in turn communicate the list to the Sink Balancing Authorities at 00:30 for appropriate actions to implement Interchange Transactions (CURTAIL, PROCEED or HOLD). The IDC will prompt the initiating Reliability Coordinator to input the necessary information (i.e., maximum flowgate loading and curtailment requirement) into the IDC by 00:25.

**6.2.5.5.** Subsequent required reports before 01:00 shall allow the Reliability Coordinators to include those Interchange Transactions whose tags were submitted to the IDC after the Approved-Tag Submission Time for Reallocation and were given the HOLD status (not permitted to PROCEED). Transactions at or above the Curtailment Threshold that are not indicated as “PROCEED” on Reload/Reallocation Report shall not be permitted to start or increase the next hour.

**Discussion:** Note that TLR 2 does not initiate the approved tag submission deadline for Reallocation, but a TLR3a or 5a does. It is, however, important to recognize the time when a TLR 2 is called, where applicable, to determine the status of a held transaction – “CURTAILED” if tagged before the TLR was called but “HOLD” if tagged after the TLR was called.

6.2.5.6. In running the IDC, the Reliability Coordinator shall have an option to specify the maximum loading of the Constrained Facility by all Interchange Transactions using Point-to-Point Transmission Service.

**Discussion:** This allows the Reliability Coordinator to take into consideration SOLs or IROLs and changes in Transactions using other than Point-to-Point service taken under the Open Access Transmission Tariff. This option is needed to avoid loading the Constrained Facility to its limit with known Interchange Transactions while other factors push the facility into a SOL or IROL violation and hence triggering the declaration of a TLR 3b or 5b.

6.2.5.7. Notification of Interchange Transaction status shall be provided from the IDC to the Reliability Coordinators via an IDC Report. The Reliability Coordinators shall communicate this information to the Balancing Authorities and Transmission Operators.

Additional reporting and communications details on information posted from the IDC to the NERC TLR website are contained in Appendix E.

6.2.6. **Customer Preferences on Timing to Call TLR 3a or 5a.** Reliability Coordinators shall leave a TLR 2 and call a TLR 3a as soon as possible (but no later than 30 minutes) to initiate the Approved-Tag Submission Deadline and start reallocating Transactions. Nevertheless, recognizing the approved tag submission deadline for Reallocation, from a Transmission Customer perspective, it is preferable that the Reliability Coordinator call a TLR 3a within a certain time period to allow for tag preparation and submission. See Figure 4.

**Discussion:** A Reliability Coordinator calls a TLR 2 or 3a whenever it deems necessary to indicate that a transmission facility is approaching its SOL or IROL. It is envisioned, though not required, that a TLR 2 or 3a is preceded by a period of a TLR 1 declaration, hence Transmission Customers should normally have advance notice of a potential constraint. For example, a TLR 3a initiated during the period 01:00 to 01:25 would allow the Purchasing-Selling Entity to submit a Tag for entry into the IDC by the Approved-Tag Submission Deadline for Reallocation at 02:00. See Figure 4. However, the preferred time period to declare a TLR 3a or 5a would be between 00:40 (when tags for Next Hour Market have been submitted) and 01:15. This will allow the Transmission Customers a range of 15 to 35 minutes to prepare and submit tags. (Note: In this situation, the Reliability Coordinator would need to reissue the TLR 3a at 01:00.)

It must be emphasized that the preferred time period is not a requirement, and should not in any way impede a Reliability Coordinator’s ability to declare a TLR 3a, 3b, 4, 5a, or 5b whenever the need arises.

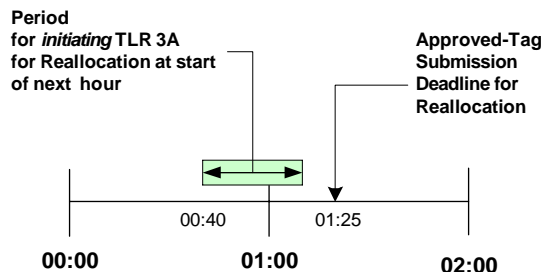


Figure 4. "Ideal" time for issuing TLR 3a for Reallocation at 02:00.

## 7. Interchange Transaction Curtailments During TLR Level 3b


### Introduction

This section provides the details for implementing TLR Level 3b, which curtails Interchange Transactions using Non-firm Point-to-Point Transmission Service to assist the Reliability Coordinator to recover from SOL or IROL violations.

TLR Level 3b curtails Interchange Transactions using Non-firm Point-to-Point Transmission Service that are at or above the Curtailment Threshold. (See **Requirement 2.4, "TLR Level 3b."**). Furthermore, *all* new Interchange Transactions using Non-firm Point-to-Point Transmission Service that are at or above the Curtailment Threshold during the TLR 3b implementation period are halted or held. Transactions using Firm Point-to-Point Transmission Service will be allowed to start if they are submitted to the IDC within specific time limits as explained in Appendix F, "Considerations for Interchange Transactions using Firm Point-to-Point Transmission Service." Those Interchange Transactions using Firm Point-to-Point Transmission Service that are not submitted to the IDC within these time limits will be held.

### Requirements

- 7.1. The Reliability Coordinator shall be allowed to call a TLR 3b at any time to help mitigate a SOL or IROL violation.
- 7.2. The Reliability Coordinator shall consider only those Interchange Transactions at or above the Curtailment Threshold for curtailment, holding, or halting.
- 7.3. The Reliability Coordinator shall curtail existing Interchange Transactions using Non-firm Point-to-Point Transmission Service as necessary to provide the required relief on the Constrained Facility.
- 7.4. The Reliability Coordinator shall curtail additional Interchange Transactions using Non-firm Point-to-Point Transmission Service to provide transmission capacity for Interchange Transactions using Firm Point-to-Point Transmission Service if those Interchange Transactions using Firm Point-to-Point Transmission Service are scheduled to start during the current hour or the following hour.
- 7.5. The Reliability Coordinator shall not allow existing Interchange Transactions using Non-firm Point-to-Point Transmission Service that are not curtailed to increase (they may flow at the same or reduced level).
- 7.6. The Reliability Coordinator shall not reallocate Interchange Transactions using Non-firm Point-to-Point Transmission Service during a TLR 3b.

- 7.7. The Reliability Coordinator shall allow Interchange Transactions using Firm Point-to-Point Transmission Service to start as explained in Appendix F, “Considerations for Interchange Transactions using Firm Point-to-Point Transmission Service.” 
- 7.8. The Reliability Coordinator shall progress to TLR Level 5b as necessary if there is still insufficient transmission capacity for Interchange Transactions using Firm Point-to-Point Transmission Service to start as scheduled after all Interchange Transactions using Non-firm Point-to-Point Transmission Service have been curtailed.
- 7.9. The IDC shall issue ADJUST Lists to the Generation and Load Balancing Authority Areas and the Purchasing-Selling Entity who submitted the tag. The ADJUST List will include:
- 7.9.1. Interchange Transactions using Non-firm Point-to-Point Transmission Service that are to be curtailed, halted, or held during current and next hours.
  - 7.9.2. Interchange Transactions using Firm Point-to-Point Transmission Service that were entered after 00:25 or issuance of TLR 3b (see Case 3 in Appendix F).
- 7.10. The Sink Balancing Authority shall send the ADJUST Lists back to the IDC as soon as possible to ensure the most accurate calculations for actions subsequent to the TLR 3b being called.
- 7.11. The Reliability Coordinator shall be allowed to call a TLR Level 3a as soon as the SOL or IROL violation that caused the TLR 3b to be called has been mitigated.
- 7.11.1. If the TLR Level 3a is called before the hour 01, then a Reallocation shall be computed for the start of that hour.
  - 7.11.2. Transactions must be in the IDC by the Approved-tag Submission Deadline for Reallocation (see Requirement 6.2).

**Appendices for Transmission Loading Relief Standard**

Appendix A. Transaction Management and Curtailment Process.

Appendix B. Transaction Curtailment Formula.

Appendix C. Sample NERC Transmission Loading Relief Procedure Log.

Appendix D. Examples for Parallel Flow Calculation Procedure for Reallocating or Curtailing Firm Transmission Service.

Appendix E. How the IDC Handles Reallocation.

Section E1: Summary of IDC Features that Support Transaction Reloading/Reallocation.

Section E2: Timing Requirements.

Appendix F. Considerations for Interchange Transactions using Firm Point-to-Point Transmission Service.

Appendix G. Examples of On-Path and Off-Path Mitigation.



**Appendix B. Transaction Curtailment Formula**

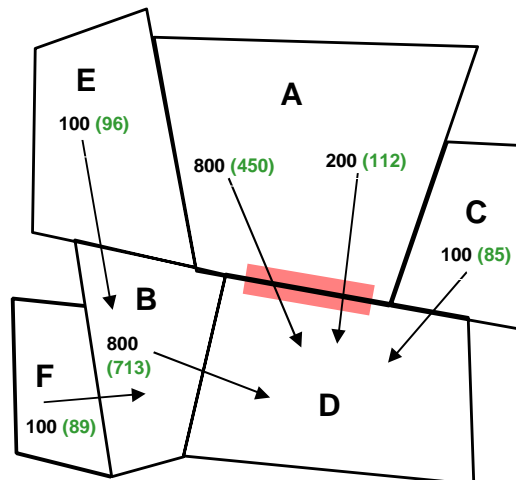
**Example**

This example is based on the premise that a transaction should be curtailed in proportion to its Transfer Distribution Factor on the Constraints. Its effect on the interface is a combination of its size in MW and its effect based on its distribution factor.

Column	Description
1. Initial Transaction	Interchange Transaction before the TLR Procedure is implemented.
2. Distribution Factor	Proportional effect of the Transaction over the constrained interface due to the physical arrangement and impedance of the transmission system.
3. Impact on the Interface	Result of multiplying the Transaction MW by the distribution factor. This yields the MW that flow through the constrained interface from the Transaction. Performing this calculation for each Transaction yields the total flow through the constrained interface from all the Interchange Transactions. In this case, 760 MW.
4. Impact Weighting Factor	“Normalization” of the total of the Distribution Factors in Column 2. Calculated by dividing the Distribution Factor for each Transaction by the total of the Distribution Factors.
5. Weighted Maximum Interface Reduction	Multiplying the Impact on the Interface from each Transaction by its Impact Weighting Factor yields a new proportion that is a combination of the MW Impact on the Interface and the Distribution Factor.
6. Interface Reduction	Multiplying the amount needed to reduce the flow over the constrained interface (280 MW) by the normalization of the Weighted Maximum Interface Reduction yields the actual MW reduction that each Transaction must <i>contribute</i> to achieve the total reduction.
7. Transaction Reduction	Now divide by the Distribution Factor to see how much the Transaction must be reduced to yield the result calculated in Column 7. Note that the reductions for the first two Interchange Transactions (A-D (1) and A-D (2)) are in proportion to their size since their distribution factors are equal.
8. New Transaction Amount	Subtracting the Transaction Reduction from the Initial Transaction yields the New Transaction Amount.
9. Adjusted Impact on Interface	A check to ensure the new constrained interface MW flow has been reduced to the target amount.

**Standard IRO-006-0 — Reliability Coordination — Transmission Loading Relief**

Allocation based on Weighted Impact									
Transaction ID	1 Initial Transaction	2 Distribution Factor	3 (1)*(2) Impact On Interface	4 (2)/(2TOT) Impact weighting factor	5 (3)*(4) Weighted Max Interface Reduction	6 (5)*(Relief Requested)/(5 Tot) Interface Reduction	7 (6)/(2) Transaction Reduction	8 (1)-(7) New Transaction Amount	9 (8)*(2) Adjusted Impact On Interface
<b>Example 1</b>									
A-D(1)	800	0.6	480	0.34	164.57	209.73	349.54	450.46	270.27
A-D(2)	200	0.6	120	0.34	41.14	52.43	87.39	112.61	67.57
B-D	800	0.15	120	0.09	10.29	13.11	87.39	712.61	106.89
C-D	100	0.2	20	0.11	2.29	2.91	14.56	85.44	17.09
E-B	100	0.05	5	0.03	0.14	0.18	3.64	96.36	4.82
F-B	100	0.15	15	0.09	1.29	1.64	10.92	89.08	13.36
	<b>2100</b>	<b>1.75</b>	<b>760</b>		<b>219.71</b>	<b>280.00</b>	<b>553.45</b>	<b>1546.55</b>	<b>480.00</b>
<b>Example 2</b>									
A-D(1)	1000	0.6	600	0.52	313.04	262.16	436.93	563.07	337.84
B-D	800	0.15	120	0.13	15.65	13.11	87.39	712.61	106.89
C-D	100	0.2	20	0.17	3.48	2.91	14.56	85.44	17.09
E-B	100	0.05	5	0.04	0.22	0.18	3.64	96.36	4.82
F-B	100	0.15	15	0.13	1.96	1.64	10.92	89.08	13.36
	<b>2100</b>	<b>1.15</b>	<b>760</b>		<b>334.35</b>	<b>280.00</b>	<b>553.45</b>	<b>1546.55</b>	<b>480.00</b>
<b>Example 3</b>									
A-D(1A)	200	0.6	120	0.17	20.28	52.43	87.39	112.61	67.57
A-D(1B)	200	0.6	120	0.17	20.28	52.43	87.39	112.61	67.57
A-D(1C)	200	0.6	120	0.17	20.28	52.43	87.39	112.61	67.57
A-D(1D)	200	0.6	120	0.17	20.28	52.43	87.39	112.61	67.57
A-D(2)	200	0.6	120	0.17	20.28	52.43	87.39	112.61	67.57
B-D	800	0.15	120	0.04	5.07	13.11	87.39	712.61	106.89
C-D	100	0.2	20	0.06	1.13	2.91	14.56	85.44	17.09
E-B	100	0.05	5	0.01	0.07	0.18	3.64	96.36	4.82
F-B	100	0.15	15	0.04	0.63	1.64	10.92	89.08	13.36
	<b>2100</b>	<b>3.55</b>	<b>760</b>		<b>108.31</b>	<b>280.00</b>	<b>553.45</b>	<b>1546.55</b>	<b>480.00</b>





**Appendix D. Examples for Parallel Flow Calculation Procedure  
for Reallocating or Curtailing Firm Transmission Service**

The NERC “**Parallel Flow Calculation Procedure Reference Document**” provides additional information about the criteria used to include generators in the IDC calculation process.

**Example of Results of Calculation Method**

An example of the output of the IDC calculation of curtailment of firm Transmission Service is provided below for the specific Constrained Facility identified in the *Book of Flowgates* as Flowgate 1368. In this example, a total Firm Point-to-Point contribution to the Constrained Facility, as calculated by the IDC, is assumed to be 21.8 MW.

The table below presents a summary of each Balancing Authority’s responsibility to provide relief to the Constrained Facility due to its Network Integration Transmission Service and service to Native Load contribution to the Constrained Facility. In this example, Balancing Authority LAGN would be requested to curtail 17.3 MW of its total of 401.1 MW of flow contribution on the Constrained Facility. See the “**Parallel Flow Calculation Procedure Reference Document**” for additional details regarding the information illustrated in the table (e. g. Scaled P Max and Flowgate NNative Load MW).

In summary, Interchange transactions would be curtailed by a total of 21.8 MW and Network Integration Transmission Service and service to Native Load would be curtailed by a total of 178.2 MW by the five Balancing Authorities identified in the table. These curtailments would provide a total of 200.0 MW of relief to the Constrained Facility.

Sink Reliability Coordinator	Service Point	Scaled P Max	Flowgate NNative Load MW	Current NNative Load Relief	NNative Load Responsibility		NNative Load Responsibility Acknowledgement	
					Inc/Dec	Current Hr	Acknowledge Time	Total MW Resp.
EES	EES	8429.7	2991.4	0.0	128.9	128.9	13:44	128.9
EES	LAGN	1514.0	718.6	0.0	31.0	31.0	13:44	31.0
SOCO	SOCO	5089.2	401.1	0.0	17.3	17.3	13:44	17.3
SWPP	CLEC	235.7	18.0	0.0	0.8	0.8	13:42	0.8
SWPP	LEPA	22.8	4.1	0.0	0.2	0.2	13:42	0.2
<b>Total</b>				<b>0.0</b>				

### **Appendix E. How the IDC Handles Reallocation**

The IDC algorithms reflect the Reallocation and reloading principles in this Appendix, as well as the reporting requirements, and status display. The IDC will obtain the Tag Submittal Time from the Tag Authority and post the Reloading/Reallocation information to the NERC TLR website.

A summary of IDC features that support the Reallocation process is provided in Attachment E1. Details on the interface and display features are provided in Attachment E2. Refer to Version 1.7.095 NERC Transaction Information Systems Working Group (TISWG) *Electronic Tagging Functional Specification* for details about the E-Tag system.

#### **E1. Summary of IDC Features that Support Transaction Reloading/Reallocation**

The following is a summary of IDC features and E-Tag interface that support Reloading/Reallocation:

##### **Information posted from IDC to NERC TLR website.**

1. Restricted directions (all source/sink combinations that impact a Constrained Facility(ies) with TLR 2 or higher) will be posted to the NERC TLR website and updated as necessary.
2. TLR Constrained Facility status and Transfer Distribution Factors will continue to be posted to NERC TLR website.
3. Lowest priority of Interchange Transactions (marginal “bucket”) to be Reloaded/Reallocated next-hour on each TLR Constrained Facility will be posted on NERC TLR website. This will provide an indication to the market of priority of Interchange Transactions that may be Reloaded/Reallocated the following hours.

##### **IDC Logic, IDC Report, and Timing**

1. The Reliability Coordinator will run the IDC the Reloading/Reallocation report at approximately 00:26. The IDC will prompt the Reliability Coordinator to enter a maximum loading value. The IDC will alarm if the Reliability Coordinator does not enter this value and issue a report by 00:30 or change from TLR 3a Level. The Report will be distributed to Balancing Authorities and Transmission Operators at 00:30. This process repeats every hour as long as the approved tag submission deadline for Reallocation is in effect (or until the TLR level is reduced to 1 or 0).
2. For Interchange Transactions in the restricted directions, tags must be submitted to the IDC by the approved tag submission deadline for Reallocation to be considered for Reallocation next-hour. The time stamp by the Tag Authority is regarded the official tag submission time.
3. Tags submitted to IDC after the approved tag submission deadline for Reallocation will not be allowed to start or increase but will be considered for Reallocation the next hour.
4. Interchange Transactions in restricted directions that are not indicated as “PROCEED” on the Reload/Reallocation Report will not be permitted to start or increase next hour.

##### **Reloading/Reallocation Transaction Status**

Reloading/Reallocation status will be determined by the IDC for all Interchange Transactions. The Reloading/Reallocation status of each Interchange Transaction will be listed on IDC reports and NERC TLR website as appropriate. An Interchange Transaction is considered to be in a restricted direction if it is at or above the Curtailment Threshold. Interchange Transactions below the Curtailment Threshold are unrestricted and free to flow subject to all applicable Reliability Standards and tariff rules.

1. **HOLD.** Permission has not been given for Interchange Transaction to start or increase and is waiting for the next Reloading/Reallocation evaluation for which it is a candidate. Interchange Transactions with E-tags submitted to the Tag Authority prior to TLR 2 or higher being declared (pre-tagged) will change to CURTAILED Status upon evaluation that does not permit them to start or increase. Transactions with E-tags submitted to Tag Authority after TLR 2 or higher was declared (post-tagged) will retain HOLD Status until given permission to proceed or E-Tag expires.
2. **CURTAILED.** Transactions for which E-Tags were submitted to Tag Authority prior to TLR 2 or higher being declared (pre-tagged) and ordered to be curtailed totally, curtailed partially, not permitted to start, or not permitted to increase. Interchange Transactions (pre-tagged or post-tagged) that were flowing and ordered to be reduced or totally curtailed. The Balancing Authority will indicate to the IDC through the E-Tag adjustment table the Interchange Transaction's curtailed values.
3. **PROCEED:** Interchange Transaction is flowing or has been permitted to flow as a result of Reloading/Reallocation evaluation. The Balancing Authority will indicate through the E-Tag adjustment table to IDC if Interchange Transaction will reload, start, or increase next-hour per Purchasing-Selling Entity's energy schedule as appropriate.

#### **Reallocation/Reloading Priorities**

1. Interchange Transaction candidates are ranked for loading and curtailment by priority as per Appendix 9C1, Section E, "Principles for Mitigating Constraints On and Off the Contract Path"]. This is called the "Constrained Path Method," or CPM. (secondary, hourly, daily, ... firm etc). Interchange Transactions are curtailed and loaded pro-rata within priority level per TLR algorithm.
2. Reloading/Reallocation of Interchange Transactions are prioritized first by priority per CPM. E-Tags must be submitted to the IDC by the approved tag submission deadline for Reallocation of the hour during which the Interchange Transaction is scheduled to start or increase to be considered for Reallocation.
3. During Reloading/Reallocation, Interchange Transactions using lower priority Transmission Service will be curtailed pro-rata to allow higher priority transactions to reload, increase, or start. Equal priority Interchange Transactions will not reload, start, or increase by pro-rata Curtailment of other equal priority Interchange Transactions.
4. Reloading of Interchange Transactions using Non-firm Transmission Service with CURTAILED Status will take precedence over starting or increasing of Interchange Transactions using Non-firm Transmission Service of the same priority with PENDING Statuses.
5. Interchange Transactions using Firm Point-to-Point Transmission Service will be allowed to start as scheduled under TLR 3a as long as their E-Tag was received by the IDC by the approved tag submission deadline for Reallocation of the hour during which the Interchange Transaction is due to start or increase, regardless of whether the E-tag was submitted to the Tag Authority prior to TLR 2 or higher being declared or not. If this is the initial issuance of the TLR 3a, Interchange Transactions using Firm Point-to-Point Transmission Service will be allowed to start as scheduled as long as their E-Tag was received by the IDC by the time the TLR is declared.

#### **Total Flow Value on a Constrained Facility for Next Hour**

1. The Reliability Coordinator will calculate the change in net flow on a Constrained Facility due to Reallocation for the next hour based on:

## **Standard IRO-006-0 — Reliability Coordination — Transmission Loading Relief**

---

- Present constrained facility loading, present level of Interchange Transactions, and Balancing Authorities NNative Load responsibility (TLR Level 5a) impacting the Constrained Facility,
  - SOLs or IROLs, known interchange impacts and Balancing Authority NNative Load responsibility (TLR Level 5a) on the Constrained Facility the next hour, and
  - Interchange Transactions scheduled to begin the next hour.
2. The Reliability Coordinator will enter a maximum loading value for the constrained facility into the IDC as part of issuing the Reloading/Reallocation report.
  3. The Reliability Coordinator is allowed to call for TLR 3a or 5a when approaching a SOL or IROL to allow maximum transactional flow next hour, and to manage flows without violating transmission limits.
  4. The simultaneous curtailment and Reallocation for a Constrained Facility is allowed. This reduces the flow over the Constrained Facility while allowing Interchange Transactions using higher priority Transmission Service to start or increase the next hour. This may be used to accommodate change in flow next-hour due to changes other than Point-to-Point Interchange Transactions while respecting the priorities of Interchange Transactions flowing and scheduled to flow the next hour. The intent is to reduce the need for using TLR 3b, which prevents new Interchange Transactions from starting or increasing the next hour.
  5. The Reliability Coordinator must allow Interchange Transactions to be reloaded as soon as possible. Reloading must be in an orderly fashion to prevent a SOL or IROL violation from (re)occurring and requiring holding or curtailments in the restricted direction.

## E2. Timing Requirements

### TLR Levels 3a and 5a Issuing/Processing Time Requirement

1. In order for the IDC to be reasonably certain that a TLR Level 3a or 5a re-allocation/reloading report in which all tags submitted by the approved tag submission deadline for Reallocation are included, the report must be generated no earlier than 00:25 to allow the 10-minute approval time for Transactions that start next hour.
2. In order to allow a Reliability Coordinator to declare a TLR Level 3a or 5a at any time during the hour, the TLR declaration and Reallocation/Reloading report distribution will be treated as independent processes by the IDC. That is, a Reliability Coordinator may declare a TLR Level 3a or 5a at any time during the course of an hour. However, if a TLR Level 3a or 5a is declared for the next hour prior to 00:25 (see Figure 5 at right), the Reallocation/Reloading report that is generated will be made available to the issuing Reliability Coordinator only for previewing purposes, and cannot be distributed to the other Reliability Coordinators or the market. Instead, the issuing Reliability Coordinator will be reminded by an IDC alarm at 00:25 to generate a new Reallocation/Reloading report that will include all tags submitted prior to the approved tag submission deadline for Reallocation.
3. A TLR Level 3a or 5a Reallocation/Reloading report must be confirmed by the issuing Reliability Coordinator prior to 00:30 in order to provide a minimum of 30 minutes for the Reliability Coordinators with tags sinking in its Reliability Area to coordinate the Reallocation and Reloading with the Sink Balancing Authorities. This provides only 5 minutes (from 00:25 to 00:30) for the issuing Reliability Coordinator to generate a Reallocation/Reloading report, review it, and approve it.
4. The TLR declaration time will be recorded in the IDC for evaluating transaction sub-priorities for Reallocation/Reloading purposes (see Subpriority Table, in the **IDC Calculations and Reporting** section below).

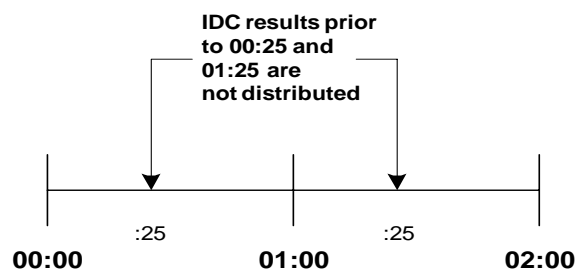


Figure 5 - IDC report may be run prior to 00:25, but results are not distributed.

### Re-Issuing of a TLR Level 2 or Higher

Each hour, the IDC will automatically remind the issuing Reliability Coordinator (via an IDC alarm) of a TLR level 2 or higher declared in the previous hour or earlier about re-issuing the TLR. The purpose of the reminder is to enable the Reliability Coordinator to Reallocate or reload currently halted or curtailed Interchange Transactions next hour. The reminder will be in the form of an alarm to the issuing Reliability Coordinator, and will take place at 00:25 so that, if the Reliability Coordinator re-issues the TLR as a TLR level 3a or 5a, all tags submitted prior to the approved tag submission deadline for Reallocation are available in the IDC.

### IDC Assistance with Next Hour Point-to-Point Transactions

In order to assist a Reliability Coordinator in determining the MW relief required on a Constrained Facility for the next hour for a TLR level 3a or 5a, the IDC will calculate and present the total MW impact of all currently flowing and scheduled Point-to-Point Transactions for the next hour. In order to assist a Reliability Coordinator in determining the MW relief required on a Constrained Facility for the next hour during a TLR level 5a, the IDC will calculate and present the total MW impact of all currently flowing and scheduled Point-to-Point Transactions for the next hour as well as Balancing Authority with flows due to service to Network Customers and Native Load. The Reliability Coordinator will then be requested to provide the total incremental or decremental MW amount of flow through the Constrained Facility that can be allowed for the next hour. The value entered by the Reliability Coordinator and the

## Standard IRO-006-0 — Reliability Coordination — Transmission Loading Relief

IDC-calculated amounts will be used by the IDC to identify the relief/reloading amounts (delta incremental flow value) on the constrained facility. The IDC will determine the Transactions to be reloaded, reallocated, or curtailed to make room for the Transactions using higher priority Transmission Service. The following examples show the calculation performed by IDC to identify the “delta incremental flow:”

### Example 1

Flow to maintain on Facility	800 MW
Expected flow next hour from Transactions using Point-to-Point Transmission Service	950 MW
Contribution from flow next hour from service to Network customers and Native Load	-100 MW
Expected Net flow next hour on Facility	850 MW
Amount of Transactions using Point-to-Point Transmission Service to hold for Reallocation	$850 \text{ MW} - 800 \text{ MW} = 50 \text{ MW}$
Amount to enter into IDC for Transactions using Point-to-Point Transmission Service	$950 \text{ MW} - 50 \text{ MW} = 900 \text{ MW}$

### Example 2

Flow to maintain on Facility	800 MW
Expected flow next hour from Transactions using Point-to-Point Transmission Service	950 MW
Contribution from flow next hour from service to Network customers and Native Load	50 MW
Expected Net flow next hour on Facility	1000 MW
Amount of Transactions using Point-to-Point Transmission Service to hold for Reallocation	$1000 \text{ MW} - 800 \text{ MW} = 200 \text{ MW}$
Amount to enter into IDC for Transactions using Point-to-Point Transmission Service	$950 \text{ MW} - 200 \text{ MW} = 750 \text{ MW}$

### Example 3

Flow to maintain on Facility	800 MW
Expected flow next hour from Transactions using Point-to-Point Transmission Service	950 MW
Contribution from flow next hour from service to Network customers and Native Load	-200 MW
Expected Net flow next hour on Facility	750 MW
Amount of Transactions using Point-to-Point Transmission Service to hold for Reallocation	$750 \text{ MW} - 800 \text{ MW} = -50 \text{ MW}$ None are held

For a TLR levels 3b or 5b the IDC will request the Reliability Coordinator to provide the MW requested relief amount on the Constrained Facility, and will not present the current and next hour MW impact of Point-to-Point transactions. The Reliability Coordinator-entered requested relief amount will be used by the IDC to determine the Interchange Transaction Curtailments and flows due to service to Network Customers and Native Load (TLR Level 5b) in order to reduce the SOL or IROL violation on the Constrained Facility by the requested amount.

***IDC Calculations and Reporting***

At the time the TLR report is processed, the IDC will use all candidate Interchange Transactions for Reallocation that met the approved tag submission deadline for Reallocation plus those Interchange Transactions that were curtailed or halted on the previous TLR action of the same TLR event. The IDC will calculate and present an Interchange Transactions Halt/Curtailment list that will include reload and Reallocation of Interchange Transactions. The Interchange Transactions are prioritized as follows:

1. All Interchange Transactions will be arranged by Transmission Service Priority according to the Constrained Path Method. These priorities range from 1 to 6 for the various non-firm Transmission Service products (TLR levels 3a and 3b). Interchange Transactions using Firm Transmission Service (priority 7) are used only in TLR levels 5a and 5b. Next-Hour Market Service is included at priority 0.
2. In a TLR Level 3a the Interchange Transactions using Non-firm Transmission Service in a given priority will be further divided into four sub-priorities, based on current schedule, current active schedule (identified by the submittal of a tag ADJUST message), next-hour schedule, and tag status. Solely for the purpose of identifying which Interchange Transactions to be loaded under a TLR 3a, various MW levels of an Interchange Transaction may be in different sub-priorities. The sub-priorities are shown in the following table:

<b>Priority</b>	<b>Purpose</b>	<b>Explanation and Conditions</b>
S1	To allow a flowing Interchange Transaction to maintain or reduce its current MW amount in accordance with its energy profile.	The MW amount is the lowest between currently flowing MW amount and the next-hour schedule. The currently flowing MW amount is determined by the e-tag ENERGY PROFILE and ADJUST tables. If the calculated amount is negative, zero is used instead.
S2	To allow a flowing Interchange Transaction that has been curtailed or halted by TLR to reload to the <i>lesser</i> of its current-hour MW amount or next-hour schedule in accordance with its energy profile.	The Interchange Transaction MW amount used is determined through the e-tag ENERGY PROFILE and ADJUST tables. If the calculated amount is negative, zero is used instead.
S3	To allow a flowing Transaction to increase from its current-hour schedule to its next-hour schedule in accordance with its energy profile.	The MW amounts used in this sub-priority is determined by the e-tag ENERGY PROFILE table. If the calculated amount is negative, zero is used instead.

Priority	Purpose	Explanation and Conditions
S4	To allow a Transaction that had never started and was submitted to the Tag Authority after the TLR (level 2 or higher) has been declared to begin flowing (i.e., the Interchange Transaction never had an active MW and was submitted to the IDC <i>after</i> the first TLR Action of the TLR Event had been declared.)	The Transaction would not be allowed to start until all other Interchange Transactions submitted prior to the TLR with the same priority have been (re)loaded. The MW amount used is the sub-priority is the next-hour schedule determined by the e-tag ENERGY PROFILE table.

Examples of Interchange Transactions using Non-firm Transmission Service sub-priority settings begin in the **Transaction Sub-priority Examples** following sections.

3. All Interchange Transactions using Firm Transmission Service will be put in the same priority group, and will be Curtailed/Reallocated pro-rata, independent of their current status (curtailed or halted) or time of submittal with respect to TLR issuance (TLR level 5a). Under a TLR 5a, all Interchange Transactions using Non-firm Transmission Service that is at or above the Curtailment Threshold will have been curtailed and hence sub-prioritizing is not required.

All Interchange Transactions processed in a TLR are assigned one of the following statuses:

- PROCEED:** The Interchange Transaction has started or is allowed to start to the next hour MW schedule amount.
- CURTAILED:** The Interchange Transaction has started and is curtailed due to the TLR, or it had not started but it was submitted prior to the TLR being declared (level 2 or higher).
- HOLD:** The Interchange Transaction had never started and it was submitted after the TLR being declared – the Interchange Transaction is held from starting next hour or the transaction had never started and it was submitted to the IDC after the Approved-Tag Submission Deadline – the Interchange Transaction is to be held from starting next hour and is not included in the Reallocation calculations until following hour.

Upon acceptance of the TLR Transaction Reallocation/reloading report by the issuing Reliability Coordinator, the IDC will generate a report to be sent to NERC that will include the PSE name and Tag ID of each Interchange Transaction in the IDC TLR report. The Interchange Transaction will be ranked according to its assigned status of HOLD, CURTAILED or PROCEED. The reloading/Reallocation report will be made available at NERC’s public TLR website, and it is NERC’s responsibility to format and publish the report.

**Tag Reloading for TLR Levels 1 and 0**

When a TLR Level 1 or 0 is issued, the Constrained Facility is no longer under SOL or IROL violation and all Interchange Transactions are allowed to flow. In order to provide the Reliability Coordinators with a view of the Interchange Transactions that were halted or curtailed on previous TLR actions (level 2 or higher) and are now available for reloading, the IDC provides such information in the TLR report.

### **New Tag Alarming**

Those Interchange Transactions that are at or above the Curtailment Threshold and are *not* candidates for Reallocation because the tags for those Transactions were not submitted by the approved tag submission deadline for Reallocation will be flagged as HOLD and must not be permitted to start or increase during the next hour. To alert Reliability Coordinators of those Transactions required to be held, the IDC will generate a report (for viewing within the IDC only) at various times. The report will include a list of all HOLD Transactions. In order not to overwhelm the Reliability Coordinator with alarms, only those who issued the TLR and those whose Transactions sink within their Reliability Area will be alarmed. An alarm will be issued for a given tag only once and will be issued for all TLR levels for which halting new Transactions is required: TLR Level 2, 3a, 3b, 5a and 5b.

### **Tag Adjustment**

The Interchange Transactions with statuses of HOLD, CURTAILED or PROCEED must be adjusted by a Tag Authority or Tag Approval entity. Without the tag adjustments, the IDC will assume that Interchange Transactions were not curtailed/held and are flowing at their specified schedule amounts.

1. Interchange Transactions marked as CURTAILED should be adjusted to a cap equal to, or at the request of the originating PSE, less than the reallocated amount (shown as the MW CAP on the IDC report). This amount may be zero if the Transaction is fully curtailed.
2. Interchange Transaction marked as PROCEED should be adjusted to reload (NULL or to its MW level in accordance with its Energy Profile in the adjusted MW in the E-Tag) if the Interchange Transaction has been previously adjusted; otherwise, if the Interchange Transaction is flowing in full, the Tag Authority need not issue an adjust.
3. Interchange Transactions marked as HOLD should be adjusted to 0 MW.

### **Special Tag Status**

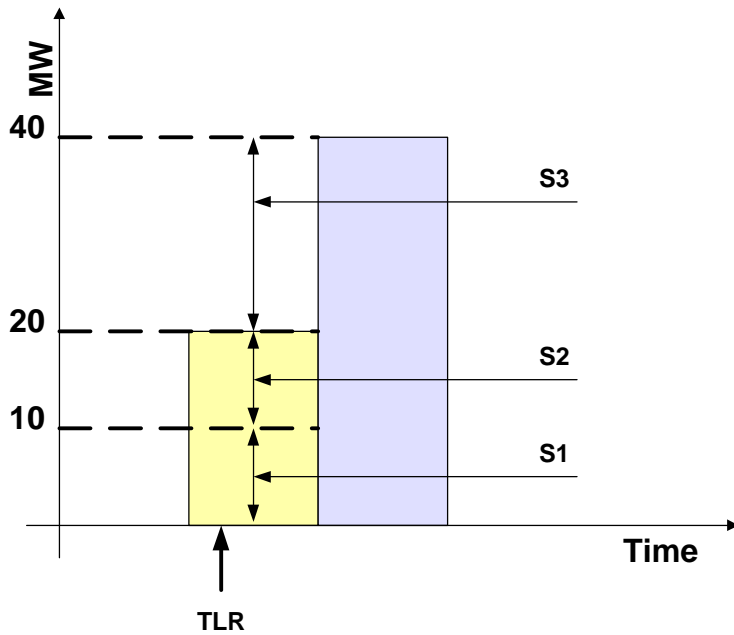
There are cases in which a tag may be marked with a composite state of ATTN\_REQD to indicate that tag Authority/Approval failed to communicate or there is an inconsistency between the validation software of different tag Authority/Approval entities. In this situation, the tag is no longer subject to passive approval and its status change to IMPLEMENT may take longer than 10 minutes. Under these circumstances, the IDC may have a tag that is issued prior to the Tag Submittal Deadline that will not be a candidate for Reallocation. Such tags, when approved by the Tag Authority, will be marked as HOLD and must be halted.

### **Transaction Sub-Priority Examples**

The following describes examples of Interchange Transactions using Non-firm Transmission Service sub-priority setting for a Interchange Transaction under different circumstances of current-hour and next-hour schedules and active MW flowing as modified by tag adjust table in E-Tag.

Example 1 – Transaction curtailed, next-hour Energy Profile is higher

Energy Profile: Current hour	20 MW
Actual flow following curtailment: Current hour	10 MW
Energy Profile: Next hour	40 MW

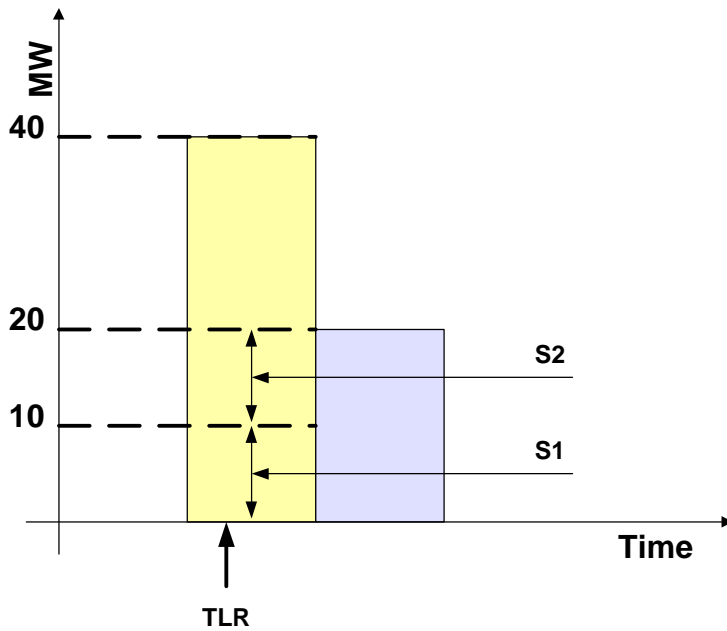


**Sub-priorities for Transaction MW:**

<i>Sub-Priority</i>	<i>MW Value</i>	<i>Explanation</i>
S1	10 MW	Maintain current curtailed flow
S2	+10 MW	Reload to current hour Energy Profile
S3	+20 MW	Load to next hour Energy Profile
S4		

**Example 2 – Transaction curtailed, next-hour Energy Profile is lower**

Energy Profile: Current hour	40 MW
Actual flow following curtailment: Current hour	10 MW
Energy Profile: Next hour	20 MW

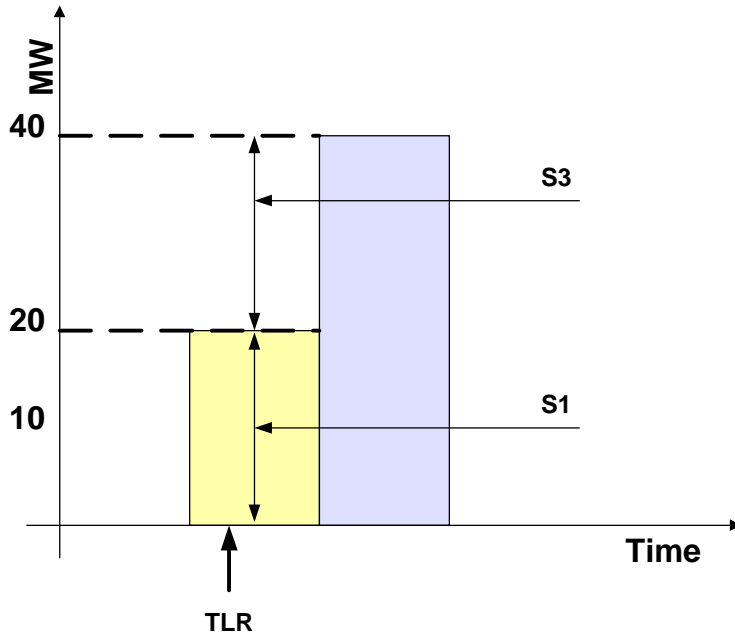


**Sub-priorities for Transaction MW:**

<i>Sub-Priority</i>	<i>MW Value</i>	<i>Explanation</i>
S1	10 MW	Maintain current curtailed flow
S2	+10 MW	Reload to <i>lesser</i> of current and next-hour Energy Profile
S3	+0 MW	Next-hour Energy Profile is 20MW, so no change in MW value
S4		

**Example 3 – Transaction not curtailed, next-hour Energy Profile is higher**

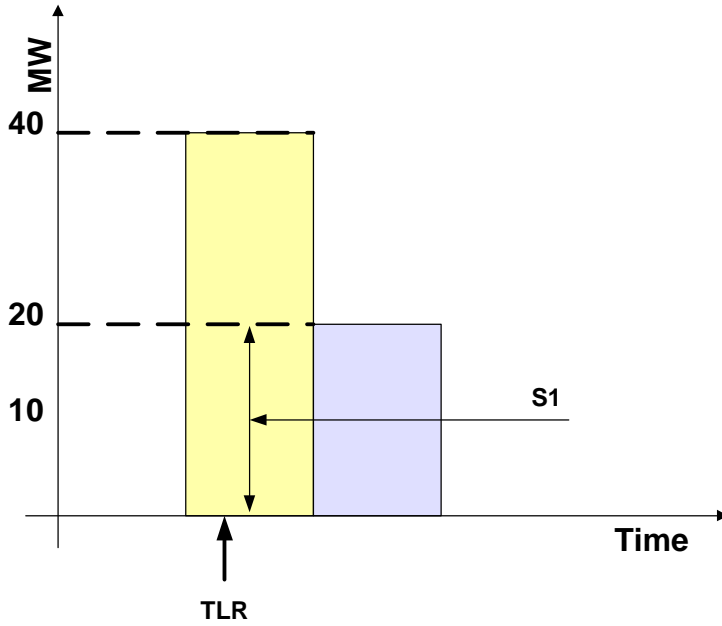
Energy Profile: Current hour	20 MW
Actual flow following curtailment: Current hour	20 MW (no curtailment)
Energy Profile: Next hour	40 MW



<i>Sub-Priority</i>	<i>MW Value</i>	<i>Explanation</i>
S1	20 MW	Maintain current flow (not curtailed)
S2	+0 MW	Reload to <i>lesser</i> of current and next-hour Energy Profile
S3	+20 MW	Next-hour Energy Profile is 40MW
S4		

**Example 4 – Transaction not curtailed, next-hour Energy Profile is lower**

Energy Profile: Current hour	40 MW
Actual flow following curtailment: Current hour	40 MW (no curtailment)
Energy Profile: Next hour	20 MW

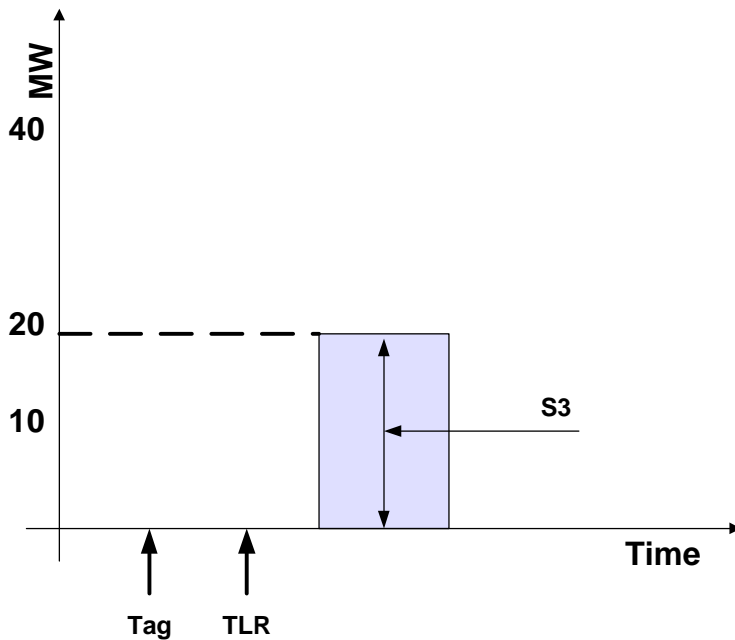


**Sub-priorities for Transaction MW:**

<i>Sub-Priority</i>	<i>MW Value</i>	<i>Explanation</i>
S1	20 MW	Reduce flow to next-hour Energy Profile (20MW)
S2	+0 MW	Reload to <i>lesser</i> of current and next-hour Energy Profile
S3	+0 MW	Next-hour Energy Profile is 20MW
S4		

**Example 5 — TLR Issued before Transaction was scheduled to start**

Energy Profile: Current hour	0 MW
Actual flow following curtailment: Current hour	0 MW (Transaction scheduled to start <i>after</i> TLR initiated)
Energy Profile: Next hour	20 MW



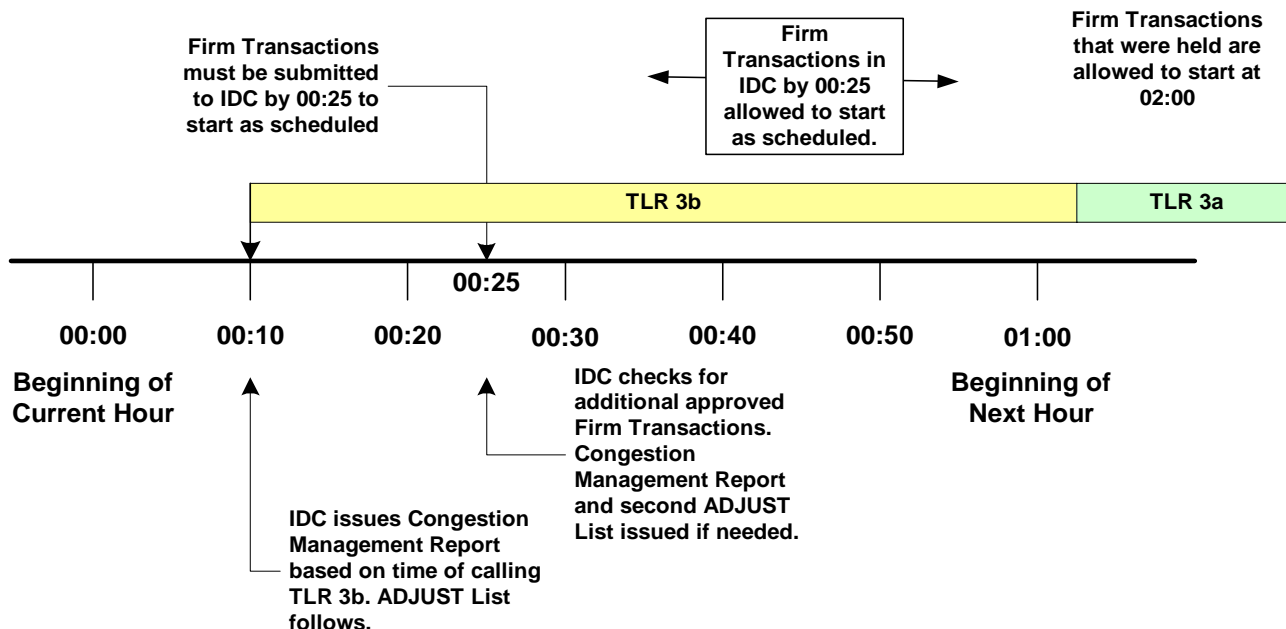
<i>Sub-Priority</i>	<i>MW Value</i>	<i>Explanation</i>
S1	0 MW	Transaction was not allowed to start
S2	+0 MW	Transaction was not allowed to start
S3	+20 MW	Next-hour Energy Profile is 20MW
S4	+0	Tag submitted prior to TLR

**Appendix F. Considerations for Interchange Transactions**

**Using Firm Point-to-Point Transmission Service**

The following cases explain the circumstances under which an Interchange Transaction using Firm Point-to-Point Transmission Service will be allowed to start as scheduled during a TLR 3b:

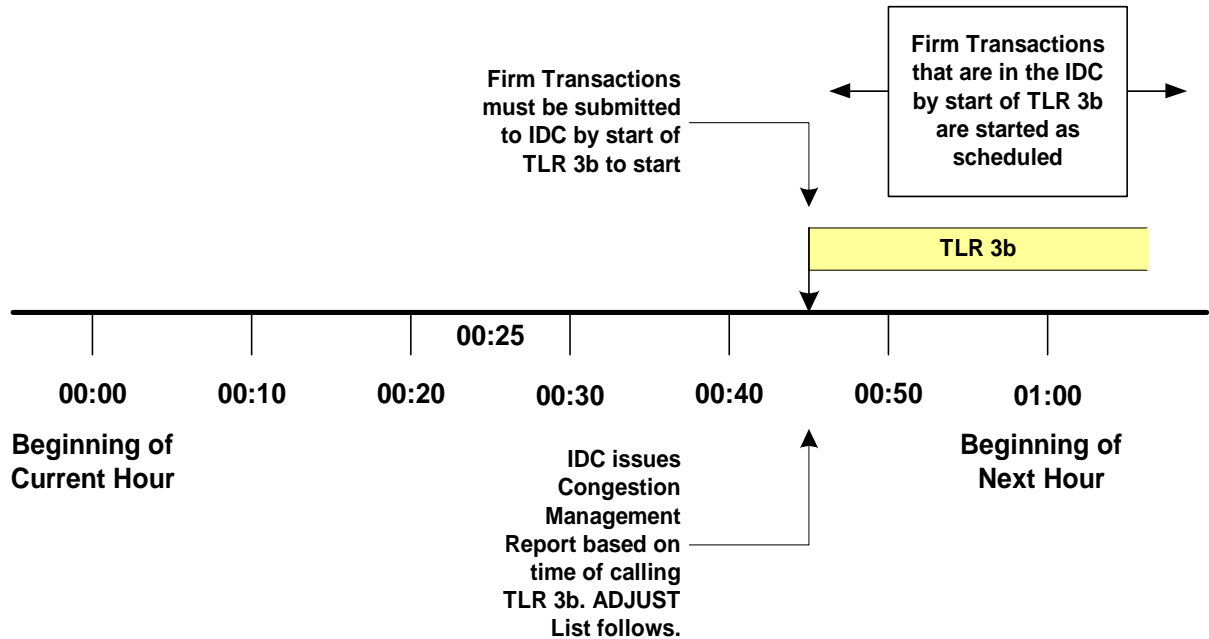
**Case 1: TLR 3b is called between 00:00 and 00:25 and the Interchange Transaction using Firm Point-to-Point Transmission Service is submitted to IDC by 00:25.**



1. The IDC will examine the current hour (00) and next hour (01) for all Interchange Transactions.
2. The IDC will issue an ADJUST List based upon the time the TLR 3b is called. The ADJUST List will include curtailments of Interchange Transactions using Non-firm Point-to-Point Transmission Service as necessary to allow room for those Interchange Transactions using Firm Point-to-Point Transmission Service to start as scheduled.
3. At 00:25, the IDC will check for additional Interchange Transactions using Firm Point-to-Point Transmission Service that were submitted to the IDC by that time and issue a second ADJUST List if those additional Interchange Transactions are found.
4. All existing or new Interchange Transactions using Non-firm Point-to-Point Transmission Service that are increasing or expected to start during the current hour or next hour will be placed on HALT or HOLD. There is no Reallocation of lower-priority Interchange Transactions using Non-firm Point-to-Point Transmission Service.
5. Interchange Transactions using Firm Point-to-Point Transmission Service that were submitted to the IDC by 00:25 will be allowed to start as scheduled.
6. Interchange Transactions using Firm Point-to-Point Transmission Service that were submitted to the IDC after 00:25 will be held.

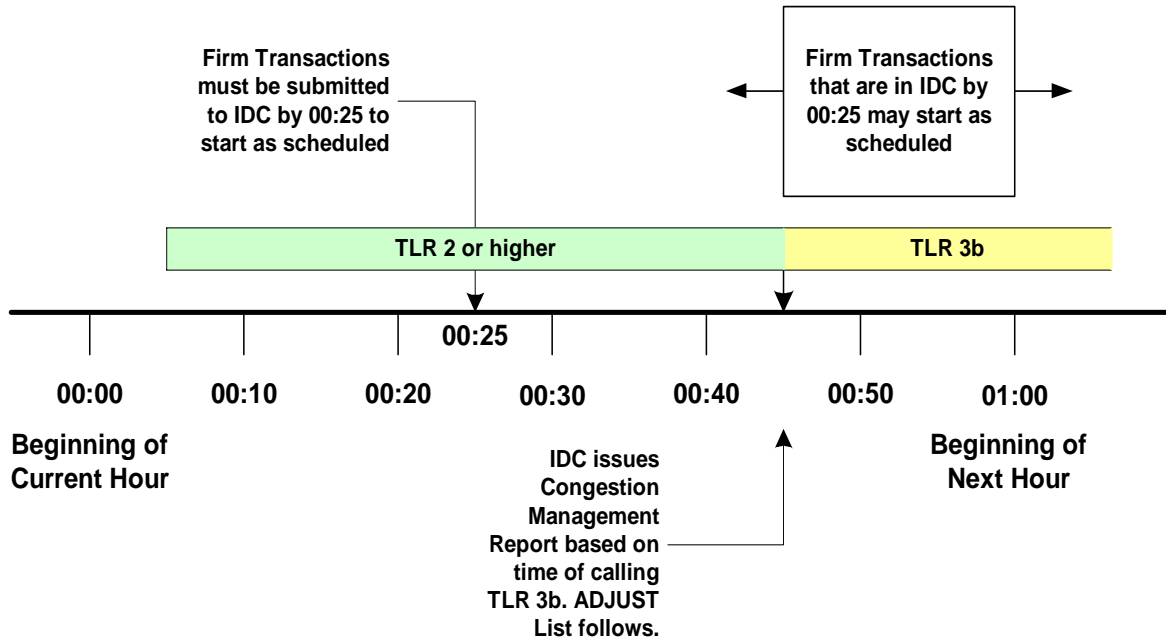
7. Once the SOL or IROL violation is mitigated, the Reliability Coordinator shall call a TLR Level 3a (or lower). If a TLR Level 3a is called:
  - a. Interchange Transactions using Firm Point-to-Point Transmission Service that were submitted to the IDC by 00:25 will be allowed to start as scheduled at 02:00.
  - b. Interchange Transactions using Non-firm Point-to-Point Transmission Service that were held may then be reallocated to start at 02:00.

Case 2: TLR 3b is called after 00:25 and the Interchange Transaction using Firm Point-to-Point Transmission Service is submitted to the IDC no later than the time at which the TLR 3b is called.



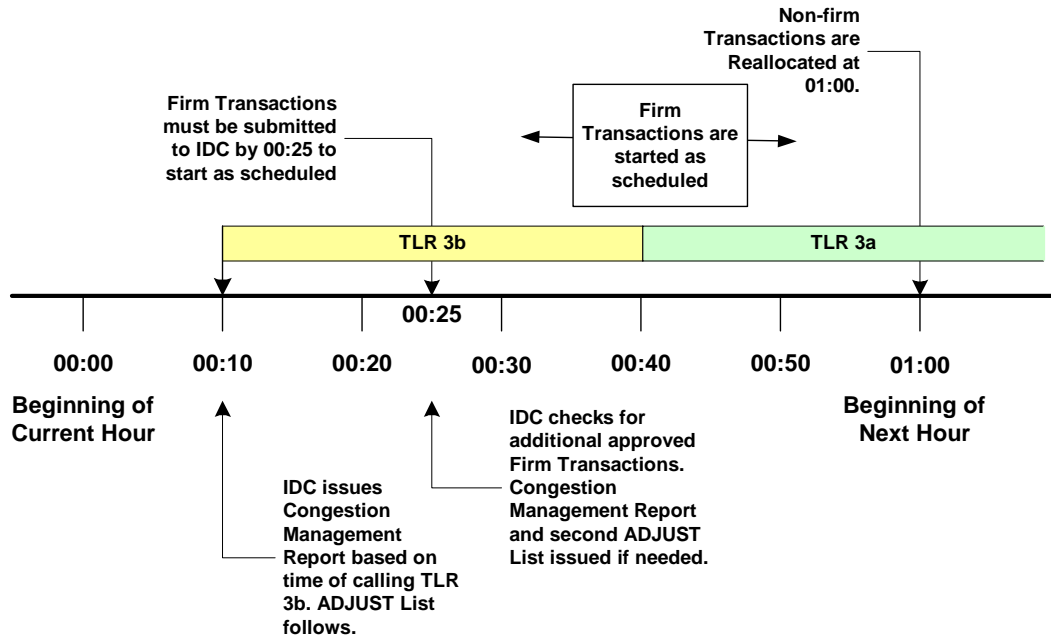
1. The IDC will examine the current hour (00) and next hour (01) for all Interchange Transactions.
2. The IDC will issue an ADJUST List at the time the TLR 3b is called. The ADJUST List will include additional curtailments of Interchange Transactions using Non-firm Point-to-Point Transmission Service as necessary to allow room for those Interchange Transactions using Firm Point-to-Point Transmission Service to start at as scheduled.
3. All existing or new Interchange Transactions using Non-firm Point-to-Point Transmission Service that are increasing or expected to start during the current hour or next hour will be placed on HALT or HOLD. There is no Reallocation of lower-priority Interchange Transactions using Non-firm Point-to-Point Transmission Service.
4. Interchange Transactions using Firm Point-to-Point Transmission Service that were submitted to the IDC by the time the TLR 3b was called will be allowed to start at as scheduled.
5. Interchange Transaction using Firm Point-to-Point Transmission Service that were submitted to the IDC after the TLR 3b was called will be held until the next issuance for TLR (either TLR 3b, 3a, or lower level).

Case 3. TLR 2 or higher is in effect, a TLR 3b is called after 00:25, and the Interchange Transaction using Firm Point-to-Point Transmission Service is submitted to the IDC by 00:25.



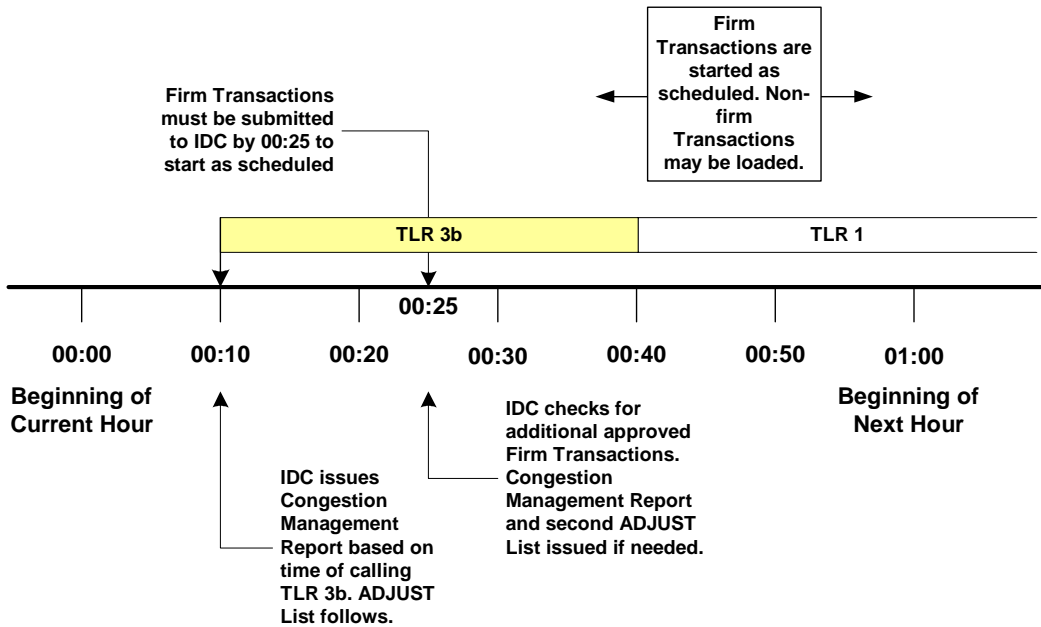
If a TLR 2 or higher has been issued and 3B is subsequently issued, then only those Interchange Transactions using Firm Point-to-Point Transmission Service that had been submitted to the IDC by 00:25 will be allowed to start as scheduled. All other Interchange Transactions are held.

Case 4. TLR 3b is called before 00:25 and the Interchange Transaction is submitted to the IDC by 00:25. TLR 3a is called at 00:40.



1. Same as Case 1, but TLR Level 3b ends at 00:40 and becomes TLR Level 3a.
2. All Interchange Transactions using Firm Point-to-Point Transmission Service will start as scheduled if in by the time the 3A is declared.
3. All Interchange Transactions using Non-firm Point-to-Point Transmission Service are reallocated at 01:00.

Case 5. TLR 3b is called before 00:25 and the Interchange Transaction is submitted to the IDC by 00:25. TLR 1 is called at 00:40.



1. Same as Case 1, but TLR Level 3b ends at 00:40 and becomes TLR Level 1.
2. All Interchange Transactions using Firm Point-to-Point Transmission Service will start as scheduled.
3. All Interchange Transactions using Non-firm Point-to-Point Transmission Service may be loaded immediately.

Appendix G. Examples of On-Path and Off-Path Mitigation

Examples

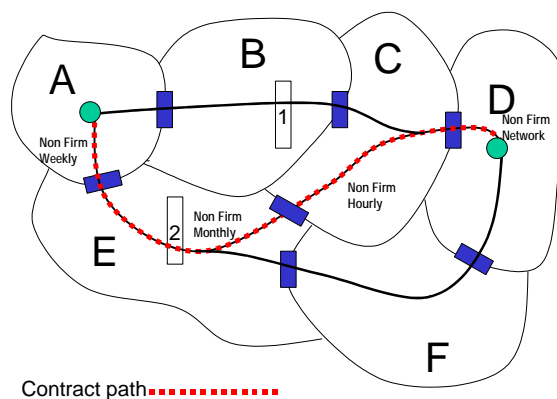
This section explains, by example, the obligations of the Transmission Service Providers on and off the Contract Path when calling for Transmission Loading Relief. (References to Principles refer to Requirement 4, “Mitigating Constraints On and Off the Contract Path during TLR,” on the preceding pages.) When Reallocating or curtailing Interchange Transactions using Firm Point-to-Point Transmission Service under TLR Level 5a or 5b, the Transmission Service Providers may be obligated to perform comparable curtailments of its Transmission Service to Network Integration and Native Load customers. See Requirement 5, “Parallel Flow Calculation Procedure for Reallocating or Curtailing Firm Transmission Service during TLR.”

Scenario:

- Interchange Transaction arranged from system A to system D, and assumed to be at or above the Curtailment Threshold.
- Contract path is A-E-C-D (except as noted).
- Locations 1 and 2 denote Constraints.

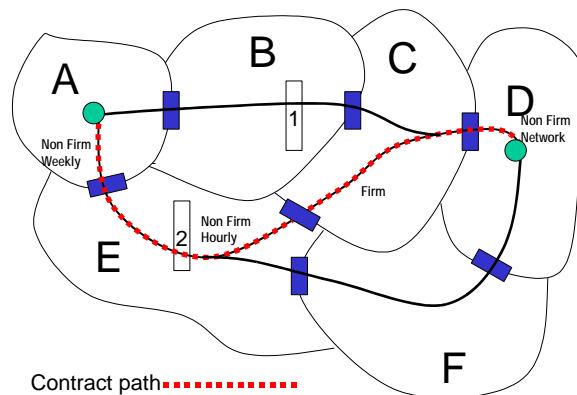
**Case 1: E is a non-firm Monthly path; C is non-firm Hourly; E has Constraint at #2**

- E may call its Reliability Coordinator for TLR to relieve overload at Constraint #2.
- Interchange Transaction A-D may be curtailed by TLR action as though it was being served by Non-firm Monthly Point-to-Point Transmission Service, even though it was using Non-firm Hourly Point-to-Point Transmission Service from C. That is, it takes on the priority of the link with the Constrained Facility along the Contract Path (Principle 1).



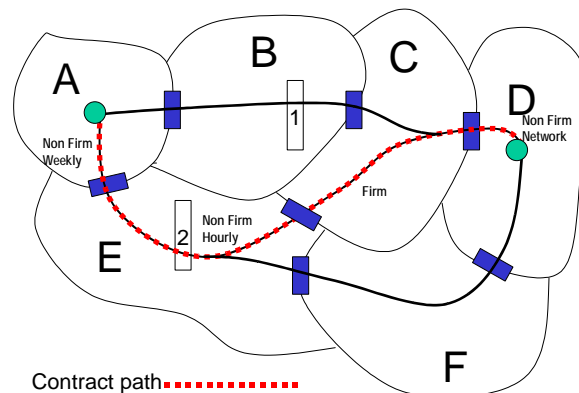
**Case 2: E is a non-firm hourly path, C is firm; E has Constraint at #2**

- Although C is providing Firm Service, the Constraint is not on C’s system; therefore E is not obligated to treat the Interchange Transaction as though it was being served by Firm Point-to-Point Transmission Service.
- E may call its Reliability Coordinator for TLR to relieve overload at Constraint #2.
- Interchange Transaction A-D may be curtailed by TLR action as though it was being served by Non-firm Hourly Point-to-Point Transmission Service, even though it was using firm service from C. That is, when the constraint is on the Contract Path, the Interchange Transaction takes on the priority of the link with the Constrained Facility (Principle 1).



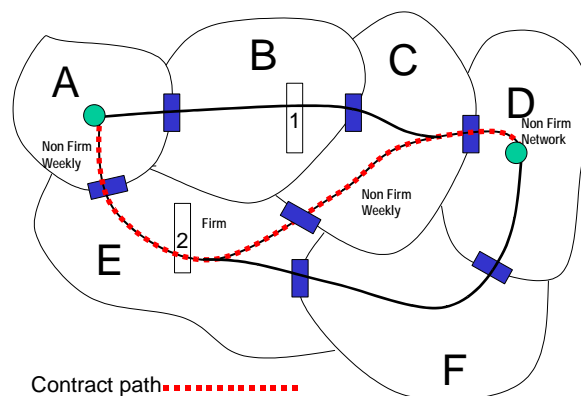
**Case 3: E is a non-firm hourly path, C is firm, B has Constraint at #1**

- B may call its Reliability Coordinator for TLR to relieve overload at Constraint #1.
- Interchange Transaction A-D may be curtailed by TLR action as though it was being served by Non-firm Hourly Transmission Service, even if it was using firm Transmission Service elsewhere on the path. When the constraint is off the Contract Path, the Interchange Transaction takes on the lowest priority reserved on the Contract Path (Principle 3).



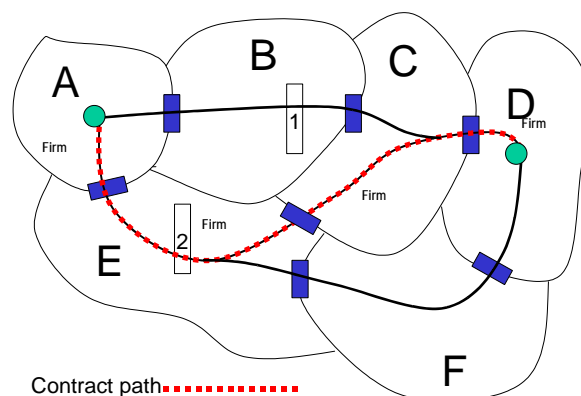
**Case 4: E is a firm path; A, D, and C are Non-firm; E has Constraint at #2**

- Interchange Transaction A – D is considered Firm priority for curtailment purposes.
- E may then call its Reliability Coordinator for TLR, which would curtail all Interchange Transactions using Non-firm Point-to-Point Transmission Service first.
- E is obligated to try to reconfigure transmission to mitigate Constraint #2 in E before E may curtail the Interchange Transaction as ordered by the TLR (Principle 2).



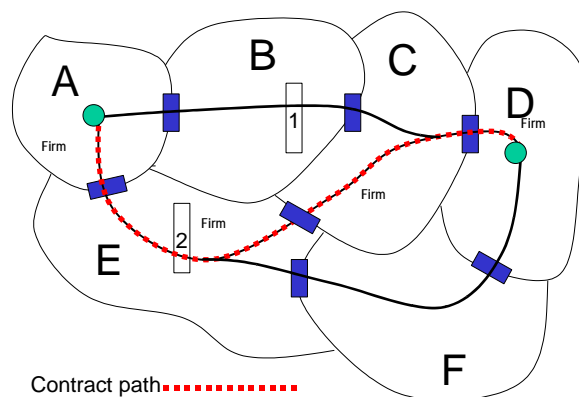
**Case 5: The entire path (A-E-C-D) is firm; E has Constraint at #2**

- Interchange Transaction A – D is considered Firm priority for curtailment purposes.
- E may call its Reliability Coordinator for TLR, which would curtail all Interchange Transactions using Non-firm Point-to-Point Transmission Service first.
- E is obligated to curtail Interchange Transactions using Non-firm Point-to-Point Transmission Service, and then reconfigure transmission on its system, or, if there is an agreement in place, arrange for reconfiguration or other congestion management options on another system, to mitigate Constraint #2 in E before the firm A-D transaction is curtailed (Principle 2).
- A, C, D, may be requested by E to try to reconfigure transmission to mitigate Constraint #2 in E at E's expense (Principle 2).



**Case 6: The entire path (A-E-C-D) is firm; B has Constraint at #1.**

- Interchange Transaction A – D is considered Firm priority for curtailment purposes.
- B may call its Reliability Coordinator for TLR for all *non-firm* Interchange Transactions that contribute to the overload at Constraint #1.
- Following the curtailment of all non-firm Interchange Transactions, the Reliability Coordinator (ies) will determine which Transmission Operator(s) will reconfigure their transmission, if possible, to mitigate constraint #1 (Principle 4).
- A-D transaction may be curtailed as a result. However, the A-D transaction is treated as a firm Interchange Transaction and will be curtailed only after non-firm Interchange Transactions. (Note: This means that the firm Contract Path is respected by all parties, including those not on the Contract Path.) (Principle 4)



**Case 7: Two A-to-D transactions using A-B-C-D and A-E-C-D; A and B are non-firm; B has Constraint at #1**

- B is not obligated to reconfigure transmission to mitigate Constraint at #1. (Principle 1)
- B may call its Reliability Coordinator for TLR to relieve overload at Constraint #1.
- If both A – D Interchange Transactions have the same Transfer Distribution Factors across Constraint #1, then they both are subject to curtailment. However, Interchange Transaction A – D using the A-B-C-D path is assigned a higher priority (priority NW on B), and would not be curtailed until after the Interchange Transaction using the path A-E-C-D (priority NH on the Contract Path as observed by B who is off the Contract Path).

